




by



If you enjoyed playing Love and Submission please consider supporting veqvil on Patreon for the hard work and effort and to ensure more awesome content for the future. Thank you!



*Walkthrough for 0.4
Version 3*

Guidance



Sections

This walkthrough is organized in different sections, separated in main und sub-categories. Usually a main section is named after a character while the sub-sections contain the love and submission routes. You can find an overview of all sections in the directory.

Shortcuts

To quickly jump to a specific section you may click on the different categories in the directory. If you are inside of a section and want to switch to another part of the walkthrough look at the lower left corner of each side to find a link back to the directory.

Orientation



The different sub-sections are marked with a symbol at the side to simplify the orientation where you are. While a love section is always tagged with a -symbol, the submission categories can be identified by the -symbol.

! ! ! ! ! Attention ! ! ! ! !



Old saves from 0.3.1 or earlier are **NOT** compatible with 0.4!
Please start a fresh, new game or you will run into severe bugs!

Directory



Amy

 <u>Love route</u>	4
 <u>Submission route</u>	11

Carol

 <u>Love route</u>	18
 <u>Submission route</u>	26

Becky


 <u>Love route</u>	27
 <u>Submission route</u>	30

<u>Mira</u>	32
<u>Caitlyn</u>	34
<u>Elisa</u>	35
<u>Lilly</u>	36
<u>Sara</u>	37
<u>Items</u>	38

Amy

♥ Love ♥



- ✓ After arriving at your home choose 'Compliment Amy'.
- ✓ The next morning when Amy wakes you up compliment her again.
- ✓ Optional: click on the pictures on the cupboard next to the door, then again on each one of them.
- ✓ Click on your mobile phone (left to the laptop) and choose 'Recharge anyway'.
- ✓ Click on the door and leave your room.
- ✓ In the hallway click on the background (left side of the picture, red area appears) and choose to go downstairs.
- ✓ Follow the conversation at breakfast and make your 1st decision about Carol's date.
- ✓ After breakfast choose to compliment her, then take 'Yes, because of who she is'.
- ✓ Make your 2nd decision about Carol's date.
- ✓ Go back to your room and click on the laptop.
- ✓ After the sequence leave your room again and click on Amy's door (left side, before the stairs).



- ✓ *Optional: if you choose to open the door slowly you will get a nice scene with Amy, but lose the possibility to speak with her, so saving before or using the scroll back function (mouse wheel up) is recommended.*
- ✓ *Choose to knock on her door.*
- ✓ *You can now use your mouse to click on objects in Amy's room or Amy herself (Attention: clicking on Amy, her bed or her laptop will lead to a different dialogue).*
- ✓ *Search for the dildo under her bed (see below):*



- ✓ *Click on it and choose to confront her.*
- ✓ *Take the option tagged as (LOVE).*
- ✓ *Go back to your room and click on your laptop.*
- ✓ *Decide how you want to react on Becky's mail.*
- ✓ *After the shower you can go downstairs (right side, red area appears) and watch the scene (depending on your decisions about Carol's date) or go to your room.*

- 
- 
- ✓ *Click on the bed and go to sleep.*
 - ✓ *Enjoy the dream sequence with Amy.*
 - ✓ *NOTE: another possible love route dream with Amy and Carol together is obtainable if you do the following:*
 - ✓ *After arriving at home choose to compliment Carol instead of Amy.*
 - ✓ *During the goodnight scene decide to give Carol a real kiss.*
 - ✓ *For Carol's date take either*



'Unhappy about it' and 'She is too beautiful to date with other men', then after she is back from her date '(LOVE) Comfort her' and 'Blame yourself'



or

'Happy with her dating men' and 'Her date is a lucky man, happy about it', then after she is back from her date 'Show yourself' and 'Discourage him'



or

Mix one positive and one negative reaction, then after she is back from her date '(LOVE) Comfort her' and 'Blame yourself'.

- 
- 
- ✓ *After the wake up sequence with Amy check your phone on the desk, then leave your room and go downstairs.*
 - ✓ *Choose to compliment Amy at the breakfast table.*
 - ✓ *Choose your specialization; as of 0.4 there are no exclusive scenes tied to one of them in Amy's love path.*

- 
- 
- ✓ *Depending on your choice you'll see a different scene.*
 - ✓ *After the conversation you can either choose to go straight to the pizzeria (click the door on the right) or:*
 - ✓ *Optional: click on Jason to start a dialogue and get the choice to either encourage him to go after Amy, tell him to stay away from your family members or just remain silent (no effects in 0.4).*



- ✓ *NOTE: the conversation with Jason will probably set up a sharing and/or voyeur route for Amy in future updates.*



- ✓ *At the pizzeria decide if the girl (Mira) is hot or not.*
- ✓ *Depending on your reaction on Becky's mail and your specialization you will get different dialogues, scenes and choices.*

- ✓ *At home again go to your room, then choose to take a nap (click on bed).*

- ✓ *After Amy woke you up go downstairs, follow the conversation and choose to watch 'Games of Hunger'.*





- ✓ *When Carol left, take the option tagged as (LOVE) and ask Amy if she is okay.*

- ✓ *NOTE: there is a possible different scene with Amy confessing her love towards you to Carol. To get it do the following:*

- ✓ *After returning home from the pizzeria don't take a nap but look for new movies on your laptop.*

- ✓ *Downstairs choose the new 3rd movie option 'The Paintings of Veqvil'.*




♥ ✓ *Back in your room click on the bed, then decide to inspect the noise.* ♥

✓ *Follow the scenes and decide to help Becky or not.*

✓ *After the traditional Amy wake up scene go to the bathroom (2nd door on the right in the hallway).*

✓ *Follow the scene, choose your approach on the blonde girl (Caitlyn) and follow the scene again (differences depending on your specialization).*

♥ ✓ *You can now roam through the house and get different items. The only one relevant in Amy's love path is her notebook. To obtain it go upstairs (click on the stairs) and in the hallway search under the cabinet (see below):* ♥



♥ ✓ *After you picked it up click on Amy's door and choose to leave the notebook in her room.* ♥

♥ ✓ *Go back to your room and follow through the different scenes depending on your specialization and choices.* ♥

- ✓ Afterwards go downstairs, follow the conversation with Carol and Amy, then choose to help with proofreading.
- ✓ In Amy's room tell her you want this relationship.
- ✓ Watch the rest of the scene and the conversation with your neighbours in the fashion store.
- ✓ Enjoy the scene.
- ✓ Watch the scene outside of the store.
- ✓ NOTE: there is a possible different scene if you are on love path with both Amy and Carol. You can see it by doing the following:


- ✓ Choose the love option the 1st time you speak with Amy in her room (confronting with dildo scene).
- ✓ Give 2 negative answers about Carol's date and find her in the kitchen after she returns, then kiss her and take the 'blame yourself' option.
- ✓ After returning from the pizzeria click on the laptop in your room to get the 3rd movie option.
- ✓ At movie night choose the 3rd movie option ('The Paintings of Vequivil').
- ✓ During night decide to investigate the noise and watch the scene with Amy and Carol.
- ✓ When coming downstairs while Carol is in her bathing suit you will get a different dialogue and choice afterwards.
- ✓ Choose to confess your feelings to both of them.
- ✓ This will lead to a kissing scene with Amy at the fashion store in the changing booth.

→ This ends version 0.4 (but hopefully not Amy).



Submission

- ✓ After arriving at your home choose 'Compliment Amy'.
- ✓ The next morning when Amy wakes you up compliment her again.
- ✓ Click on the pictures on the cupboard next to the door, then click again on the right picture with your father (other one is optional).
- ✓ Optional: click on your mobile phone (left to the laptop) and choose 'Recharge anyway'.
- ✓ Click on the door and leave your room.
- ✓ In the hallway click on the background (left side of the picture, red area appears) and choose to go downstairs.
- ✓ Follow the conversation at breakfast and make your 1st decision about Carol's date.
- ✓ After breakfast choose to compliment her, then take 'Yes, because of who she is'.
- ✓ Make your 2nd decision about Carol's date.
- ✓ Go back to your room and click on the laptop.
- ✓ After the sequence leave your room again and click on Amy's door (left side, before the stairs).
- ✓ Optional: if you choose to open the door slowly you will get a nice scene with Amy, but lose the possibility to speak with her, so saving before or using the scroll back function (mouse wheel up) is recommended.



- ✓ Choose to knock on her door.
- ✓ You can now use your mouse to click on objects in Amy's room or Amy herself (Attention: clicking on Amy, her bed or her laptop will lead to a different dialogue).
- ✓ Search for the dildo under her bed (see below):




- ✓ Click on it and choose to confront her.
- ✓ Take the option tagged as (SUBMISSION).
- ✓ Go back to your room and click on your laptop.
- ✓ Decide how you want to react on Becky's mail.
- ✓ Depending on your decisions about Carol's date you can go downstairs and watch the scene or go straight to your room.
- ✓ Click on the bed and go to sleep.
- ✓ Enjoy the dream sequence.
- ✓ After waking up check your phone on the desk, then leave your room and go downstairs.

- ✓ *Choose to compliment Amy at the breakfast table.*
- ✓ *Choose your specialization: it is recommended to take the psychology path as it unlocks a unique scene in Amy's submission route.*
- ✓ *Depending on your choice you'll see a different scene.*
- ✓ *After the conversation you can either choose to go straight to the pizzeria (click the door on the right) or:*
- ✓ *Optional: click on Jason to start a dialogue and get the choice to either encourage him to go after Amy, tell him to stay away from your family members or just remain silent (no effects in 0.4).*
 - ✓ *NOTE: the conversation with Jason will probably set up a sharing and/or voyeur route for Amy in future updates.*
- ✓ *At the pizzeria decide if the girl (Mira) is hot or not.*
- ✓ *Depending on your reaction on Becky's mail and your specialization you will get different dialogues, scenes and choices.*
- ✓ *At home again go to your room, then choose to take a nap (click on bed).*
- ✓ *After Amy woke you up go downstairs, follow the conversation and choose to watch 'Games of Hunger'.*
- ✓ *Follow the scene and if you picked the psychology specialization you can now choose the option tagged as (SUBMISSION) and take advantage of Amy.*
- ✓ *Enjoy the scene*
- ✓ *NOTE: there is a possible different scene with Amy cuddling with Carol. To get it do the following:*

- ✓ *After returning home from the pizzeria don't take a nap but look for new movies on your laptop.*
- ✓ *Downstairs choose the new 3rd movie option 'The Paintings of Veqvil'.*
- ✓ *Back in your room click on the bed, then decide to inspect the noise.*
- ✓ *At night decide to help Becky or not.*
- ✓ *After the traditional Amy wake up scene go to the bathroom (2nd door on the right in the hallway).*
- ✓ *Follow the scene, choose your approach on the blonde girl (Caitlyn) and follow the scene again (differences depending on your specialization).*
- ✓ *You can now roam through the house and find different items. There are two relevant ones for Amy's submission path. You can obtain them by doing the following:*
- ✓ *First have a look on the couch in front of you and collect the key you can find between the pillows (see below):*



- ✓ Then go upstairs (click on the stairs on the left) and search for Amy's notebook under the cabinet in the hallway (see below):



- ✓ After you took the notebook go to your room and follow the next scene depending on your specialization. If you chose psychologist as recommended, you will stand in your father's old office.
- ✓ You can now use your mouse and click on various things in the office. However, there are two important spots:
- ✓ At first click on the box standing behind the red basket to the right of the bookshelf. Take either the red or blue pills (no effect as of 0.4), then click on the white door in the background (see below):



- ✓ *After the short sequence click on the stairs on the left and leave the office.*
- ✓ *Go downstairs, follow the conversation with Amy and Carol, then choose to help with proofreading.*
- ✓ *If you collected Amy's notebook, she will leave her room and you are free to use your mouse on different spots.*
- ✓ *If you also took the key from the couch you can open the drawer below the mirror and find Amy's diary.*
- ✓ *Follow the scene and how you set up your evil plan.*
- ✓ *NOTE: if you chose technology as your specialization and picked up Amy's notebook you can click on her laptop after she left the room and set up a new account.*
- ✓ *Watch the conversation at the fashion store.*
- ✓ *Afterwards enjoy the fruits coming from your lewd genius in the changing booth.*
- ✓ *Watch the scene outside of the store.*

→ *This ends version 0.4 (but hopefully not Amy).*

Carol

♥ Love ♥

- ✓ *After arriving at your home choose 'Compliment Mum'.*
- ✓ *During the goodnight scene give Carol a real kiss.*
- ✓ *On the next morning choose what you like more.*
- ✓ *NOTE: if you aim to have intimate relationships with both Carol and Amy always go for the complimenting option if available.*
- ✓ *Click on your mobile phone (left to the laptop) and choose 'Recharge anyway'.*
- ✓ *Optional: click on the pictures on the cupboard next to the door, then again on each one of them.*
- ✓ *Click on the door and leave your room.*
- ✓ *In the hallway click on the background (left side of the picture, red area appears) and choose to go downstairs.*
- ✓ *Follow the conversation at breakfast until you reach the choice of how to think about Carol having a date.*
- ✓ *There will be a 2nd decision about Carol's date in the near future. However, both choices together will lead to a certain outcome in the evening.*



♥ ✓ *Find the 3 possible paths below:* ♥

1) *Choose 'Unhappy about it' as your 1st decision and 'She is too beautiful to date with other men' as your 2nd choice later.*

2) *Choose 'Happy with her dating men' as your 1st decision and 'Her date is a lucky man, happy about it' as your 2nd choice later.*

3) *Mix one positive and one negative reaction.*

♥ ✓ *After your urge for a toilet brought you back upstairs go back to your room at first and take the phone from the desk (click on it to pick it up).* ♥

✓ *Follow the short scene of relief and decide to hide your phone in the bathroom.*

✓ *Depending on your decisions with Amy earlier watch the conversation with her back downstairs again and make your choices (only if you complimented her).*

✓ *Make your 2nd decision about Carol's date (see earlier explanation above).*



♥ ✓ *Back upstairs go to the bathroom (door on the left) to get your phone back, then go to your room.* ♥



✓ *Click on the phone and enjoy the footage.*



✓ *Afterwards click on your laptop and follow the scene.*

✓ *Then leave your room and click on Amy's door (left side, before the stairs).*

♥ ✓ *Optional: if you choose to open the door slowly you will get a nice scene with Amy, but lose the possibility to speak with her, so saving before or using the scroll back function (mouse wheel up) is recommended.* ♥

- 
- 
- ✓ Choose to knock on her door.
 - ✓ You can now use your mouse to click on objects in Amy's room. Click on her bed or laptop to get additional dialogue. Then choose what you like more.
 - ✓ Go back to your room and click on your laptop.
 - ✓ Decide how you want to react on Becky's mail.
 - ✓ After the shower click on the very right part of the screen (it turns red) to go downstairs.
 - ✓ Depending on your decisions about Carol's date you will get different scenes:


- 
- 
- ✓ If you chose both answers to be negative you will find her drunk on the kitchen floor. After the dialogue choose the option tagged as (LOVE), then blame yourself.
 - ✓ If you chose either both answers to be positive or mixed a positive and a negative decision you will hear Carol at the door with her date Steve. Choose to show yourself, then discourage him.

- 
- 
- ✓ Back at your room click on the bed and go to sleep.
 - ✓ Enjoy the dream sequence.
 - ✓ NOTE: another possible love route dream with Carol and Amy together is obtainable if you do the following:
 - ✓ On the first morning compliment Amy, then compliment her after breakfast again and choose 'Yes, because of who she is'.
 - ✓ While visiting Amy at her room click on the dildo under her bed (see below):





- ✓ Choose to confront her, then take the option tagged as (LOVE).
- ✓ After waking up check your phone on the desk, then leave your room and click on the bathroom door.
- ✓ Decide to peek and enjoy the scene.
- ✓ Go downstairs and choose your approach on Amy.
- ✓ Back in your room you can decide which specialization you want to take. As of 0.4 there are no unique scenes tied to one path. However, choosing the technology ability get you some extra dialogue with Carol later on.
- ✓ Depending on your choice you'll see a different scene.
- ✓ After the conversation you can either choose to go straight to the pizzeria (click the door on the right) or:



- ✓ *Optional: click on Jason to start a dialogue and get the choice to either encourage him to go after Amy, tell him to stay away from your family members or just remain silent (no effects in 0.4).*
- ✓ *At the pizzeria decide if the girl (Mira) is hot or not.*
- ✓ *Depending on your reaction on Becky's mail and your specialization you will get different dialogues, scenes and choices.*
- ✓ *At home again go to your room, then choose to take a nap (click on bed).*
- ✓ *After Amy woke you up go downstairs, follow the conversation and choose to watch 'Gray and its 50 shades'.*
- ✓ *Follow the dialogue and choose to confess your love.*
- ✓ *Enjoy the scene.*
- ✓ *At night decide to help Becky or not.*
- ✓ *After the traditional Amy wake up scene go to the bathroom (2nd door on the right in the hallway).*
- ✓ *Follow the scene, choose your approach on the blonde girl (Caitlyn) and follow the scene again (differences depending on your specialization).*
- ✓ *You can now roam through the house and find different items. There is one relevant for Carol's love path. You can obtain it by doing the following:*
- ✓ *Go upstairs (click on the stairs) and search for Amy's notebook under the cabinet in the hallway (see below):*



- ✓ After you picked up the notebook click on Amy's door and choose to leave it in her room.
- ✓ If you chose technology as your specialization you will also need to pick up the package from the garden (see below):





- 
- 
- ✓ *Then go to your room, follow the scene, leave your room again and go downstairs.*
 - ✓ *Watch the conversation and decide to help Carol.*
 - ✓ *If you took the technology specialization you get some extra dialogue about the VHS cassette in the box, the choice of how to react is up to you.*
 - ✓ *Enjoy the scene.*



✓ *NOTE: there is a possible different scene if you are on love path with both Amy and Carol. You can see it by doing the following:*

- ✓ *Choose the love option the 1st time you speak with Amy in her room (confronting with dildo scene).*
- ✓ *Give 2 negative answers about Carol's date and find her in the kitchen after she returns, then kiss her and take the 'blame yourself' option.*
- ✓ *After returning from the pizzeria click on the laptop in your room to get the 3rd movie option.*
- ✓ *At movie night choose the 3rd movie option ('The Paintings of Veqvil').*
- ✓ *During night decide to investigate the noise and watch the scene with Amy and Carol.*
- ✓ *When coming downstairs while Carol is in her bathing suit you will get a different dialogue and choice afterwards.*
- ✓ *Choose to confess your feelings to both of them.*



→ *This ends Carol's love route as of 0.4.*



Submission

- ✓ *As of 0.4 you can't start a submission route with Carol.*
- ✓ *However, there is one occurrence in the game:*
- ✓ *When you choose both negative answers about Carol's date and find her in the kitchen after she returns an option tagged as (SUBMISSION) is shown.*
 - ✓ *This option is only shown if you have clicked on the picture of your father on the 1st morning.*
- ✓ *Choosing this option will lead to a negative reaction.*

- ✓ *NOTE: if you encourage Carol to date other men in both decisions you can get a voyeur scene:*
 - ✓ *After she returns home and going downstairs you'll see her and her date Steve at the door.*
 - ✓ *Choose 'Hide to give Carol and her date time alone'.*
 - ✓ *Enjoy the scene.*
 - ✓ *If you choose to show yourself instead, you get the chance to encourage Steve to go after Carol.*
 - ✓ *This will probably set up a sharing and/or voyeur route for Carol in future updates.*

Becky

♥ *Love* ♥

- ✓ *Play through the first evening and the next morning.*
- ✓ *After returning from Amy's room a wild Becky mail appears.*
- ♥ ✓ *There are different paths to start a love relationship with Becky.* ♥
 - ✓ *If you want to go full forgiveness mode agree to meet with her.*
 - ✓ *If you want to be more cautious don't reply.*
 - ✓ *If you want to put her in her place answer in reverse politeness.*
- ♥ ✓ *Play through the evening and the next morning, then choose a specialization.* ♥
- ✓ *Jason (Becky's brother) will come to pick you up for a pizza lunch.*
- ✓ *At the pizzeria decide if the girl (Mira) is hot or not.*
- ✓ *The appearing waitress turns out to be the new and improved Becky.*
- ♥ ✓ *The following scene will differ depending on your reaction to Becky's mail.* ♥



♥ ✓ *If you responded kindly the butterflies are all around you and you can almost grab the love in the air.* ♥

✓ *If you did not respond to her mail you get the choice to either give her another chance or refuse her.*

✓ *If you responded rudely you will automatically refuse her.*

✓ *The rest of the scene at the pizzeria depends on your specialization and decisions.*

♥ ✓ *Play through the afternoon and the movie night.* ♥

✓ *After waking up at night you get the choice of checking the alley or to keep sleeping.*

✓ *If you responded kindly, didn't answer her (choice at the pizzeria doesn't matter) or responded rudely you can help Becky by checking the alley.*

✓ *If you chose fitness as your specialization you can decide on how to solve the situation.*

However, the gang option has no effect in 0.4.

♥ ✓ *If you chose psychology as your specialization and responded rudely or didn't answer and refused her at the pizzeria you get a choice of either continuing on the love or submission path.* ♥

✓ *If you responded kindly or didn't answer her, but then gave Becky another chance at the pizzeria you can stay in bed and wake up a 2nd time to find Becky downstairs in front of the door.* ♥

♥ ✓ *NOTE: Another scene that gives you a possible hint for the future can be obtained by doing the following:* ♥

✓ *If you didn't choose the love option with Carol at movie night and later decide to help her cleaning the office, the scene will be different.*


♥ ✓ *After falling down and catching Carol she will ask you to grab the box from the bookshelf. Inside that box you will find an old wristband of Becky. (no effects as of 0.4).* ♥

→ *This ends the Becky love route as of 0.4.*



Submission

- ✓ *Play through the first evening and the next morning.*
- ✓ *After returning from Amy's room a wild Becky mail appears.*
- ✓ *There are two different paths to start a submission relationship with Becky.*
- ✓ *Either choose to ignore her mail or respond rudely.*
- ✓ *Play through the evening and the next morning.*
- ✓ *Pick psychology as your specialization.*
- ✓ *Jason (Becky's brother) will come to pick you up for a pizza lunch.*
- ✓ *At the pizzeria decide if the girl (Mira) is hot or not.*
- ✓ *The appearing waitress turns out to be the new and improved Becky.*
 - ✓ *If you didn't answer Becky's mail you will get a choice, choose to refuse her.*
 - ✓ *If you responded rudely to her mail you will automatically refuse Becky.*
- ✓ *Play through the afternoon and the movie night.*
- ✓ *When you wake up at night decide to check the alley.*
- ✓ *After returning home you will get a choice on which path you would like to continue. Choose the option tagged with (SUBMISSION).*
- ✓ *Enjoy the scene(end of submission route as of 0.4).*



Mira

- ✓ *As of 0.4 Mira has no love or submission route.*
- ✓ *If you choose fitness as your specialization you can unlock a scene with her by doing the following:*
- ✓ *When you and Jason sit at the pizzeria say that you think the girl (Mira) is hot.*
- ✓ *In the next morning when meeting Mira and Caitlyn at your home Carol will suggest that you and Mira should go for a jog together.*
- ✓ *After the breakfast you can roam free through the house.*
- ✓ *Go to the garden (glass door on the right) and search for your running shoes behind the pillar (see below):*



- ✓ *Return to your room, follow the scene and choose to meditate, then watch the jogging scene with Mira.*
- ✓ *After doing this the conversation with your neighbours at the fashion store is slightly different.*
- ✓ *NOTE: you can get additional dialogues if you choose technology as your specialization.*
 - ✓ *After you met Mira and Caitlyn in the morning at your home and followed the breakfast conversation you can roam free through the house.*
 - ✓ *If you go to the garden (glass door on the right) you can listen to a dialogue between Mira and Caitlyn.*
 - ✓ *Attention: don't pick up the package yet!*
 - ✓ *Go back into the house, then upstairs and click on your room door, then return to the garden.*
 - ✓ *You will get another dialogue between Mira, Caitlyn and their father Aiden.*

Caitlyn

- ✓ *As of 0.4 Caitlyn has no love or submission route.*
- ✓ *Depending on your specialization you get different approach options when meeting her for the first time at your home.*
- ✓ *NOTE: you can get additional dialogues if you choose technology as your specialization.*
 - ✓ *After you met Mira and Caitlyn in the morning at your home and followed the breakfast conversation you can roam free through the house.*
 - ✓ *If you go to the garden (glass door on the right) you can listen to a dialogue between Mira and Caitlyn.*
 - ✓ *Attention: don't pick up the package yet!*
 - ✓ *Go back into the house, then upstairs and click on your room door, then return to the garden.*
 - ✓ *You will get another dialogue between Mira, Caitlyn and their father Aiden.*



Elisa



- ✓ *As of 0.4 Elisa has no love or submission route.*
- ✓ *Besides her appearance at the fashion store you can also see her when you arrive at your home the 1st time in a small scene with Aiden.*



Lilly



- ✓ *As of 0.4 Lilly has no love or submission route.*
- ✓ *She is the twin sister of your best friend JJ.*
- ✓ *The only way to see her directly in 0.4 is to choose technology as your specialization.*
- ✓ *According to the thoughts of the MC it is likely that Lilly has a 'special asset'.*



Sara




- ✓ *As of 0.4 Sara is not present in the game.*
- ✓ *Her full name is Dr. Sara Stanton.*
- ✓ *She is mentioned during the fashion store conversation as a doctor and colleague of Aiden.*
- ✓ *In the 1st night after coming home she can be seen in the flashback looking down on the MC.*
- ✓ *She is starring in veqvil's 'Little Xmas Gift'.*

Items

- ✓ *This section shows all items obtainable as of 0.4 and where you can find them.*
- ✓ *The order will be similar to when you find the items during the game.*
- ✓ *Please note that some items are tied to a specific specialization.*
 - ✓ *The needed specialization for an item will be mentioned.*

Phone (unplugged)



Dildo



Amy's key




Running shoes (fitness specialization)



Package (technology specialization)



Amy's notebook



Blue / Red pills (psychology specialization)

