

Milfy City



Tips:

- If you want to use an item you have to first select it in the inventory and then use it on the desired object.
- The map is usually active when you're outside or when you're at the beginning of each location.
- If you're stuck during the story, try to talk with the desired person a few times at different times of the day.
- The time skip button only works while you're on the map screen.
- Not enough money? Try the minigame on the PC ? (You can work also work in Caroline's Clothes Shop!)
- To spy on someone in the bathroom you need to buy "Spy Camera" in the shop. Then use it on the bathroom door.

Stuck?

Linda: Relation Level – 1

- Try to talk with her at every time of the day.
- Ask her husband x3 times for money.
- Check the book on the shelf in her bedroom.
- Use "Spy Camera" to check her in the bathroom.
- Visit her in her workplace at least two times. (+Money)

Sara: Relation Level – 1

- Play games with her in the evening.
- After a few talks in the morning check her drawer.
- Buy cheap controller and switch it in her bedroom. (Play with her again in the evening.)
- Talk to her in the school.

Caroline: Relation Level – 1

- Talk with her a few times in the morning
- Work in her clothes shop. (+Money) – Tip. If you have a small amount of money try to do each piece of outfit a few times before the last one.
- Unlock window in her workplace and go there at the night.
- Use Caroline's Spare Key in her bedroom. (Night)
- The camera is available in the shop.

Celia: Relation Level – 1

- Take her key in the classroom while she's not around.
- In Teacher's Break Room take her note with the password.
- Use the password on her computer. (Password = Ossa36)

- Talk with Therapist Judy and take her envelope. (Use it in your locker)
- You can put things in her locker in the Teacher's Break Room. (Envelope, Stuff from the Sex Shop)
- Buy webcam software from the shop and install it on the computer. (Talk with her in the evening a lot of times and have fun.)
- You can later start giving her orders on webcam what she must do in school.


Secrets?

Secret scenes are available to view behind the monitor in your bedroom. (Click on that hand image.)


Secret cards have different colors and are hidden very well in many places. (Hint – One white card is behind your bed.)

All Card Locations by Mangerine and Anthony on the ICSTOR Discord Server


1: This one is in the garage by the tire rack



2: This one is outside on the left side of the garage building



3: This one is on the porch of your house, just go outside and find it on the far right post




4: This one is behind your bed on the left




5: This one is in the sex shop on the shelf




6: This one is in the first hallway of the school, on one of the lockers



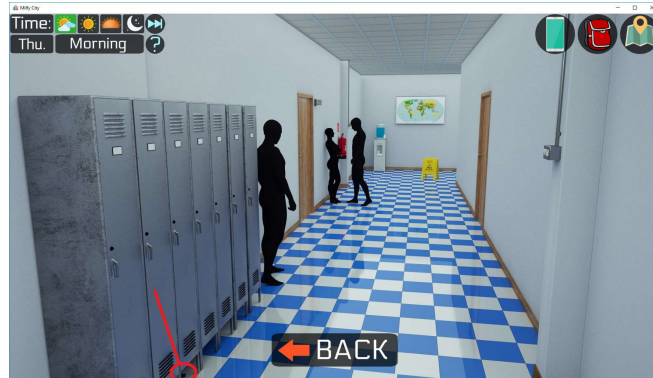
7: This one is in the second hallway of the school behind a rusty bucket



8: This one is in your classroom on the most right desk in the corner



9: This one is in the third hallway of the school under a locker to the left



10: This one is in Moms office on the wall

11: Finally, this one is in moms office to the left by a photo of the ocean.

