

Milfy City v0.1e (Edit 24 feb 2018)



First of all, a big thank you to ICSTOR for this great game !

It's not really a walkthrough.

It's just a compilation of some tips that I found this cool forum.

Women Cast (Alphabetical order)

Playable characters (V0.1e)




Caroline (Sister)

Celia (Teacher)

Linda (Mom)

Sara (Sister)

Non playable characters (V0.1e)



Aunt

Delilah

Lily



Macy

Therapist Judy

Violet

Tips:

- If you want to use an item you have to first select it in the inventory and then use it on the desired object.
- The map is usually active when you're outside or when you're at the beginning of each location.
- The time skip button only works while you're on the map screen.
- If you're stuck during the story, try to talk with the desired person a few times at different times of the day.
- Not enough money? Try the minigame on the PC ? (You can work also work in Caroline's Clothes Shop!)
- You can play the rock-paper-scissors game on your computer and save upon each time you win, loading back when you don't. That's how I "cheated" anyway.

- Console command for money: inventory.money=X
- To spy on someone in the bathroom you need to buy "Spy Camera" in the shop. Then use it on the bathroom door.
- You must buy binoculars and go to your room in the afternoon and click the window with binoculars to get the scene with neighbours : A scene where a girl is spank by her "mother"

Stuck?

Linda: Relation Level - 1

- Try to talk with her at every time of the day.
- Use "Spy Camera" to check her in the bathroom.
 - The Spy Camera is available in the shop.
- Ask her husband x3 times for money.
 - Get the money from the Dad three times, so you can get to Mom's office
- Check the book on the shelf in her bedroom.
- Speak with in her bedroom.
- Visit her in her workplace at least two times. (+Money)

Sara: Relation Level - 1

- Play games with her in the evening.
- After a few talks in the morning check her drawer.
- Buy cheap controller and switch it in her bedroom. (Play with her again in the evening.)
- To change the controller, you have to first play a game (and lose), then when she isn't in the room, have it activated in your inventory and click on the other controller.
- Talk to her in the school.

Caroline: Relation Level - 1

- Talk with her a few times in the morning
- Talk to your older sister as often as you can until her shop option opens up, you can work for her taking sexy clothes pictures as she models them for you, need to buy a camera.
 - The camera is available in the shop.
- Work in her clothes shop. (+Money) - Tip. If you have a small amount of money try to do each piece of outfit a few times before the last one.
- Unlock window in her workplace and go there at the night.
 - Caroline's bedroom key : go to the backroom in her shop and open the window, then go back to the shop at night and then enter through the opened window to get the key.
 - it will be there in the drawer/desk/whatever that is clickable
 - Use Caroline's Spare Key in her bedroom. (Night)
- Also older sister progresses with her photoshoot stuff. So pick a different outfit like the more revealing ones.
- Do all the photosessions until you get the hotdogging .
- You need talk to her in your room then do the last outfit in shop, after that you will see her in her bed with a laptop i think, then sleep
- Go have a sleep afterwards, she'll be the one waking you and tadaaa.
- Caroline should be waiting you in your room at certain part of the day.

Celia: Relation Level – 1 (See "Celia's blackmail path (Partial)" below)

- Go talk to her in her classroom.
- Take her key in the classroom 2 while she's not around.
- In Teacher's Break Room, Celia's locker, take her note with the password. (Password = Ossa36)
- Go to her office and click on her computer, it will tell you that you need password.
- Use the password on her computer.
- Talk with Therapist Judy and take her envelope. (Use it on the pens in your locker in the school entrance)

- You can put Envelope in her locker in the Teacher's Break Room.
- You can put things in her locker in the Teacher's Break Room. (Stuff from the Sex Shop: Dildo, Sexy Dress, Vibrator).
- Buy webcam software from the shop and install it on your computer.
- Talk with her in the evening a lot of times and have fun.
- You can later start giving her orders on webcam what she must do in school.
- Once you run through all the webcam stuff and done anal and BJ then go to her office and talk to her.
- She ask MC to catch the blackmailer and give to MC her address. (Celia's House on Map)

Celia: Relation Level - 2

This will end for now but you still have all the repeatable webcam stuff and the anal and BJ in the bathroom for now.

Map



Secrets?


Secret scenes are available to view behind the monitor in your bedroom. (Click on that hand image.)




Secret cards have different colors and are hidden very well in many places. (Hint - One white card is behind your bed.)

All Card Locations by Mangerine and Anthony on the ICSTOR Discord Server


1: This one is in the garage by the tire rack



2: This one is outside on the left side of the garage building



3: This one is on the porch of your house, just go outside and find it on the far right post




4: This one is behind your bed on the left + Location of Secrets Scenes (White hand over the PC screen)



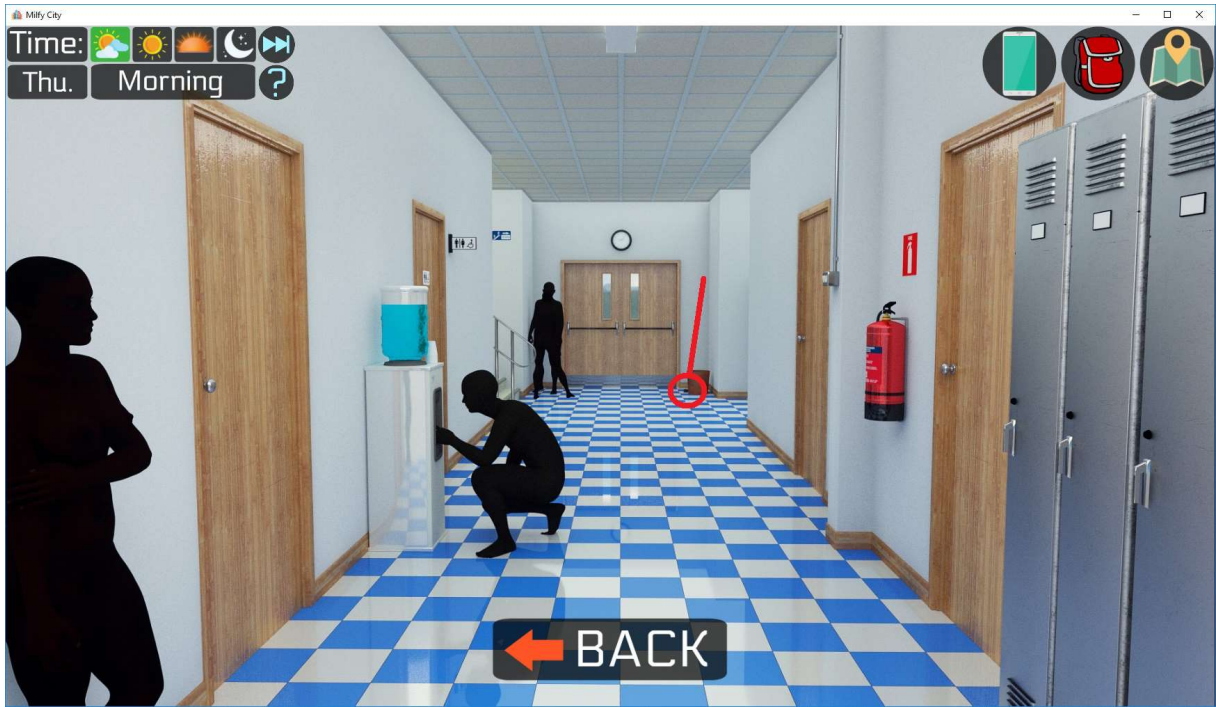
5: This one is in the sex shop on the shelf



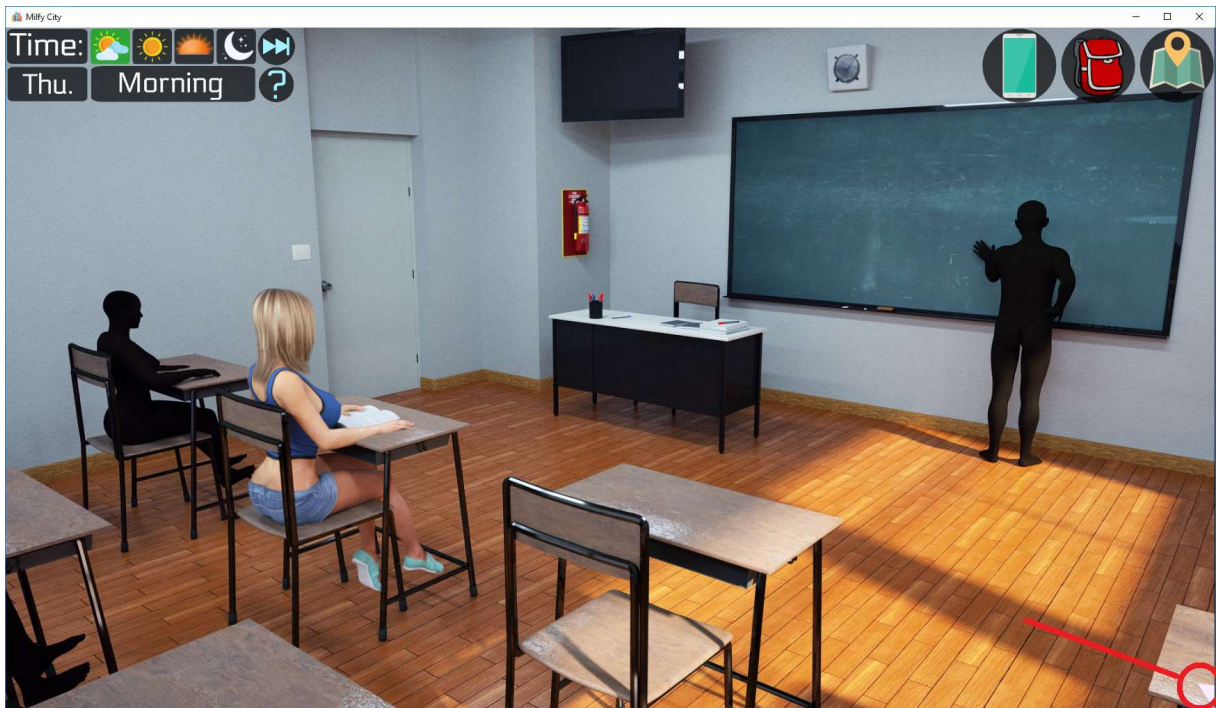
6: This one is in the first hallway of the school, on one of the lockers



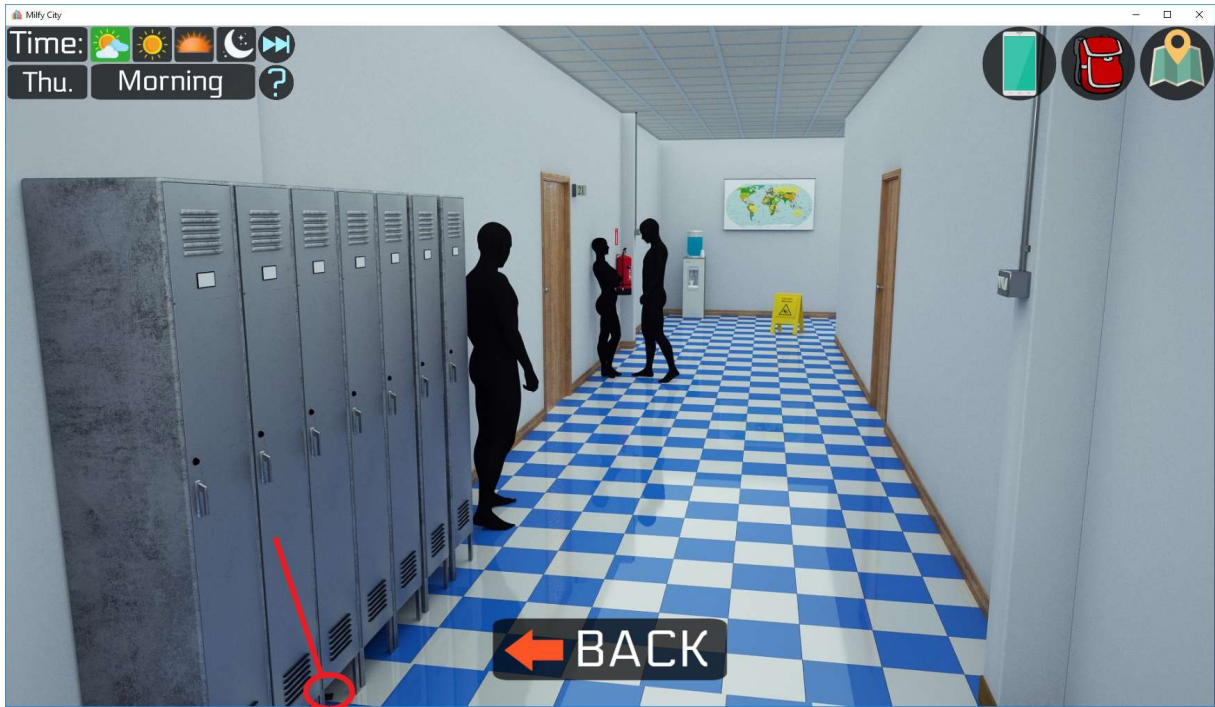
7: This one is in the second hallway of the school behind a rusty bucket



8: This one is in your classroom on the most right desk in the corner




9: This one is in the third hallway of the school under a locker to the left



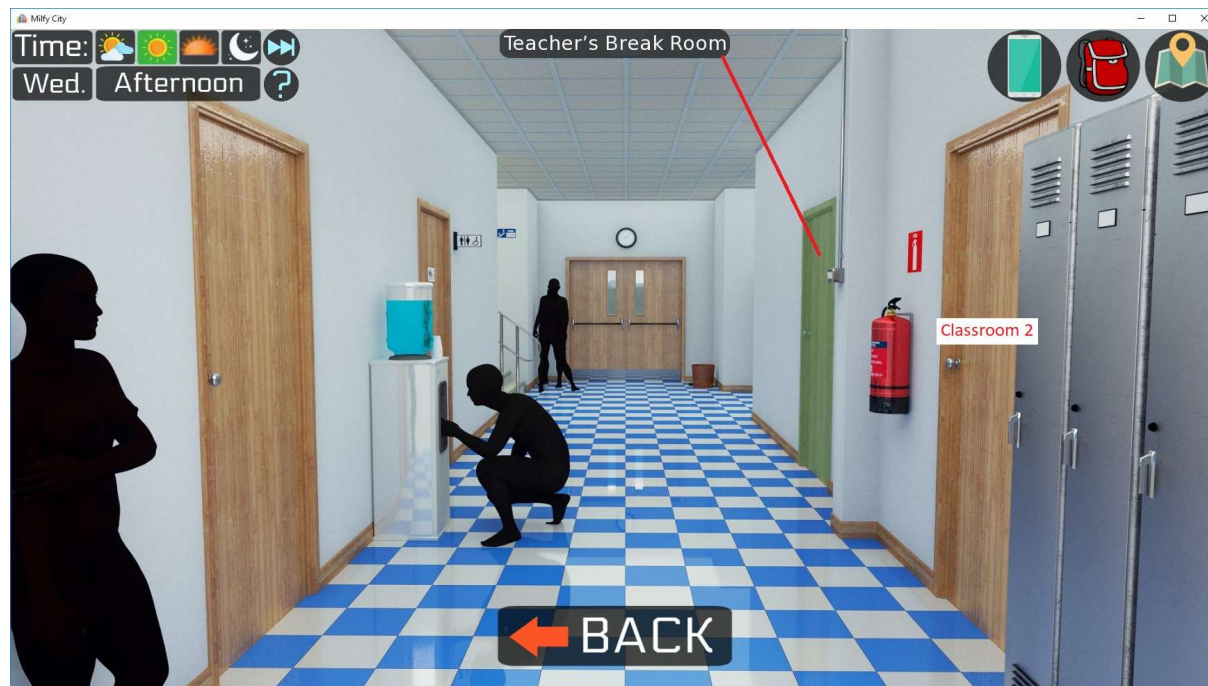

10: This one is in Moms office on the wall

11: Finally, this one is in moms office to the left by a photo of the ocean.




Celia's blackmail path (Partial)

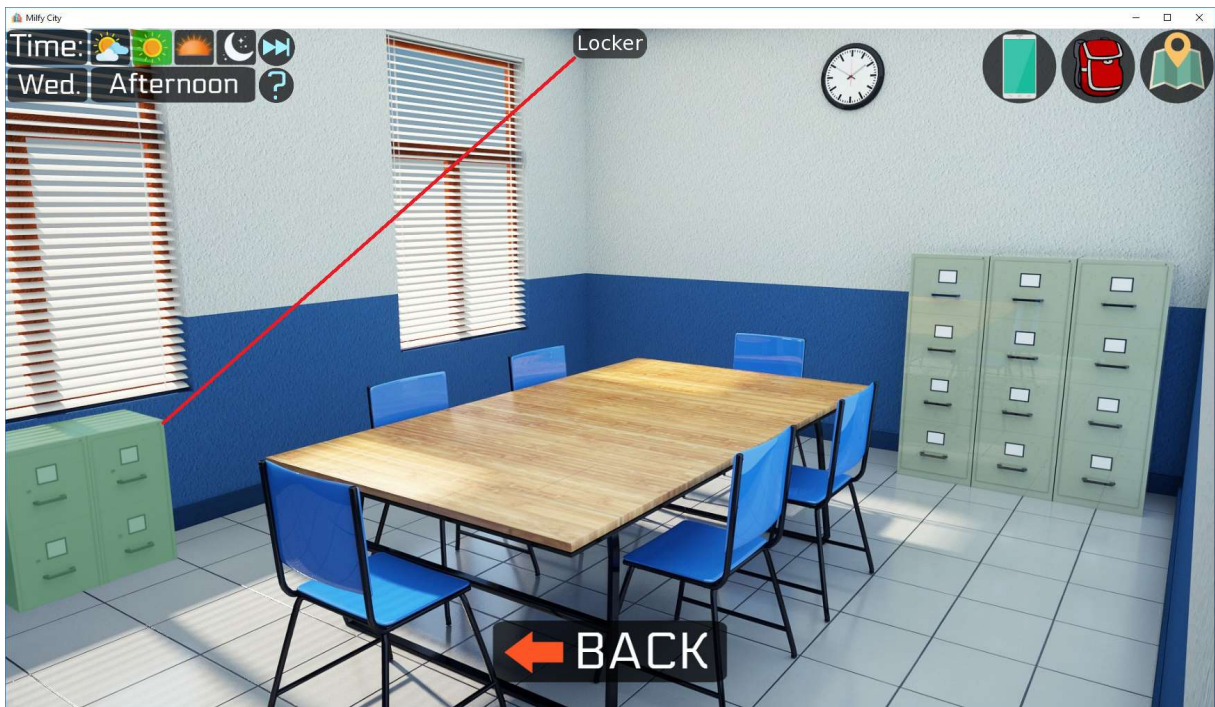
Goto Classroom 2 in the afternoon



Go to the desk and take the key



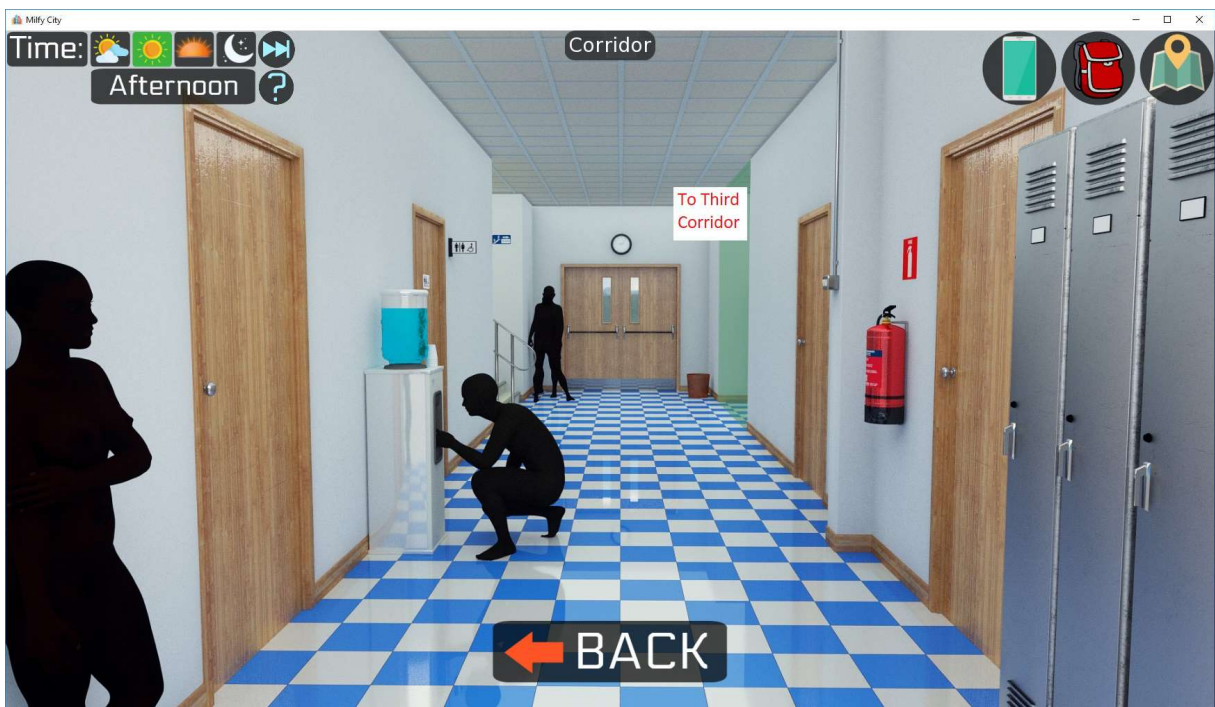
Go back to corridor and select the key in MC's inventory. Enter Teacher's break room.



Open Celia's locker. Take Password's note and money



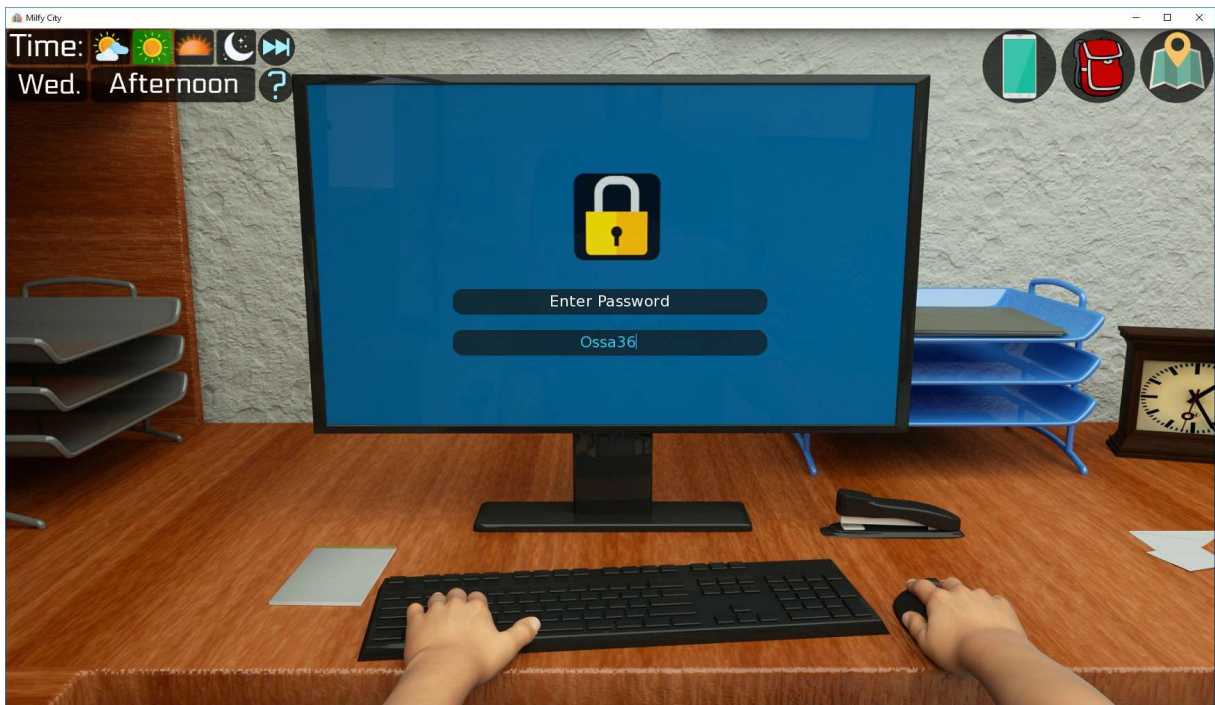
Goto the third corridor



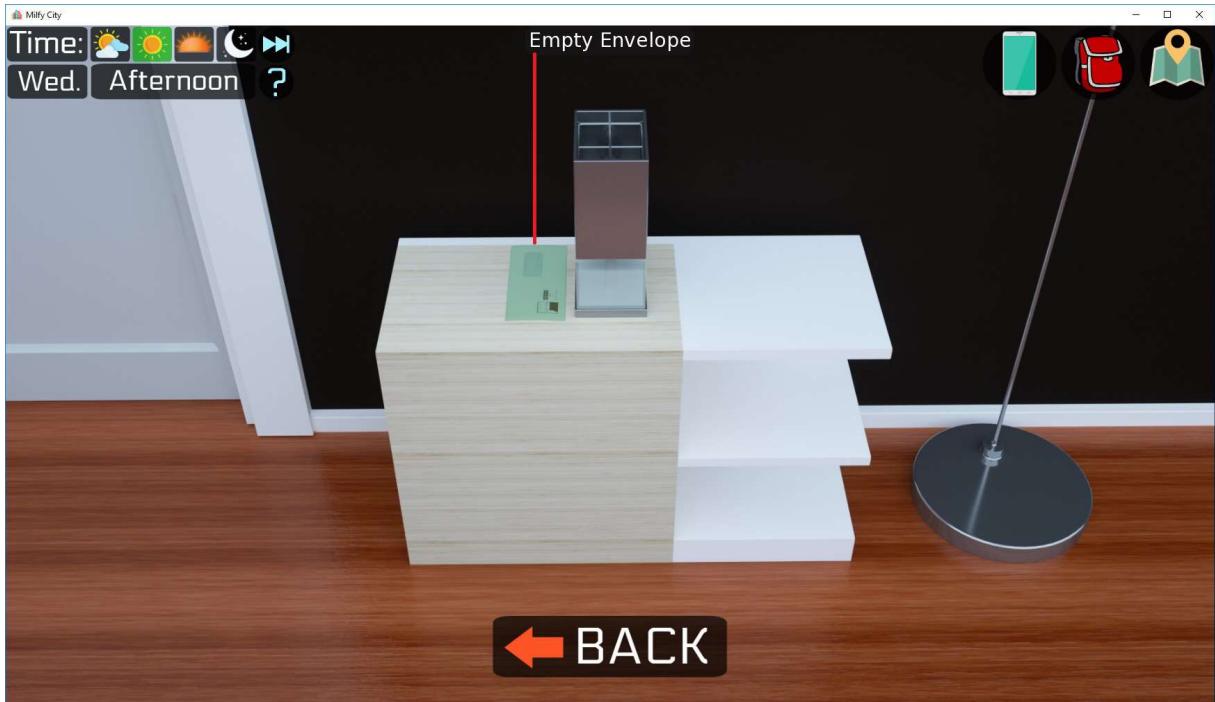
Enter Teacher's Office



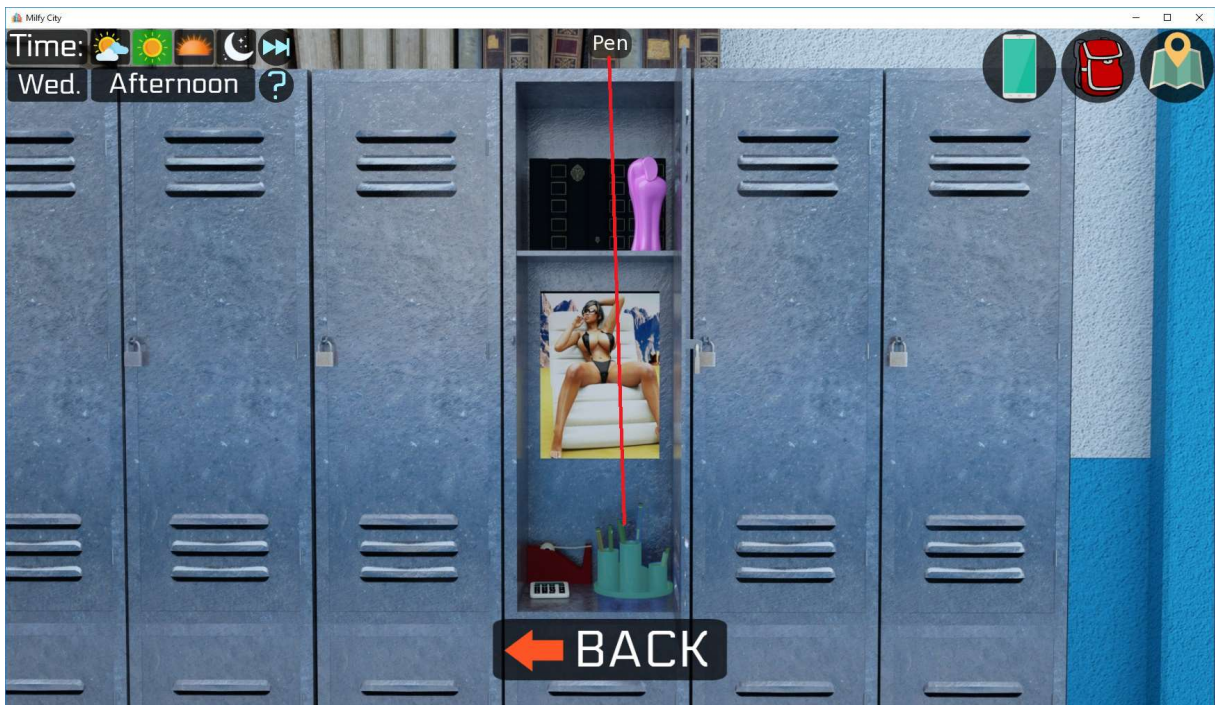
Goto Celia's computer. Enter password



Goto to Therapist' room, speaki with her and take the envelope before leaving



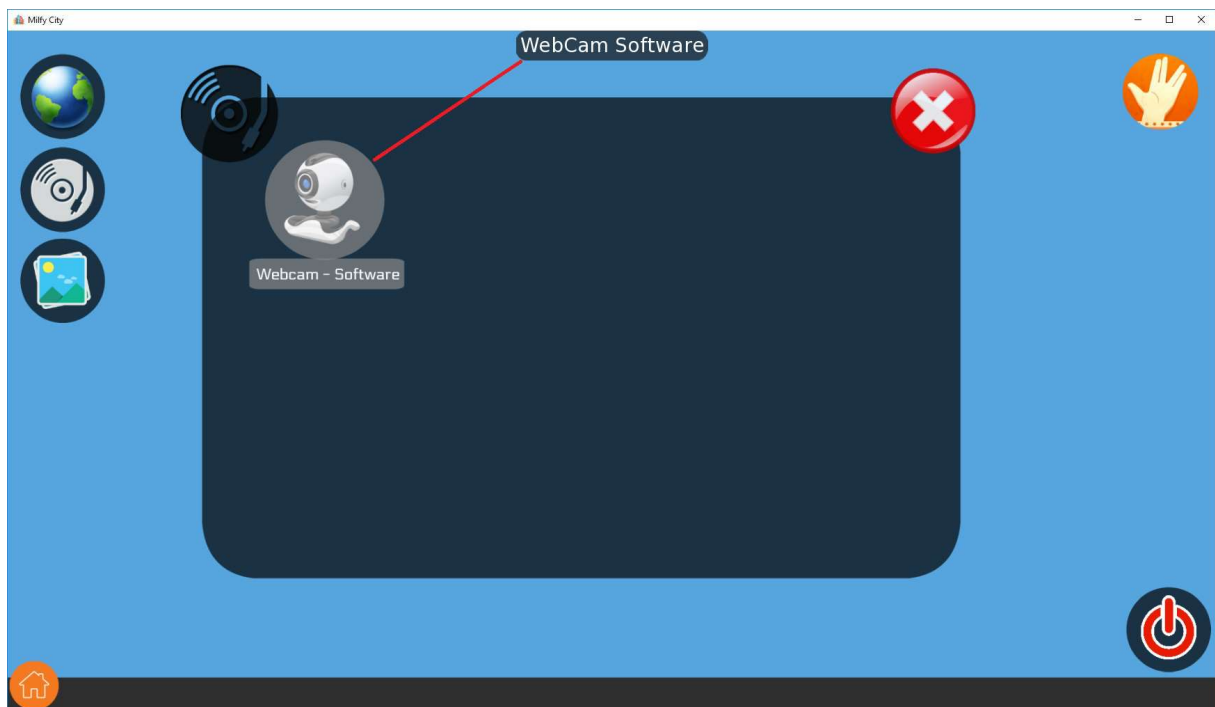
Go back to School's hall and to your Locker. Use Envelope on your Locker with Pen



Back to Celia's locker. Put the Envelope



Go back home, install the Webcam Software on your PC

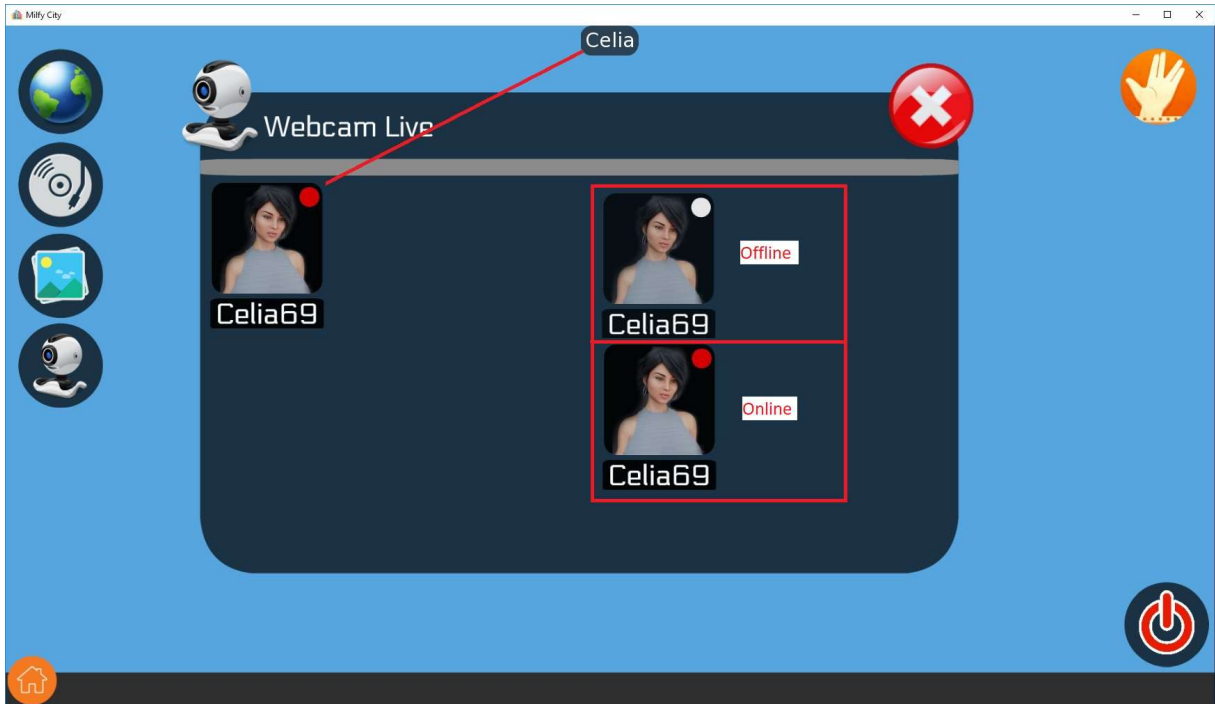


Go back to Celia's locker. Put Sex Toys and Sexy dress in her locker


Here is a little "bug" : You have to come back to put each items one by one



In the Evening, select Webcam Live and Connect with Celia



Once you run through all the webcam stuff and done anal and BJ, then go to her office and talk to her.



Various unsorted tips :

```
default Students_name = "Students"  
default player_name = "MC"  
default Mom_name = "Mom"  
default Celia_name = "Celia"  
default Caroline_name = "Caroline"  
default Auntie_name = "Auntie"  
default Dad_name = "Dad"  
default Violet_name = "Violet"  
default Delilah_name = "Delilah"
```

Changing "Mom's Office" and the interactable object "Mom" is impossible since it's hardcoded.

If you have the patch, you'll see "Mom", if you don't have the patch, you'll see "Linda". No other way around that besides recoding everything.