




Wands & Witches

Version 0.42


by [@Great Chicken Studio](#)

Guide

by [@Manfegor](#)



Guide Introduction	4
Prologue	4
Interface	5
Courses	7
- <i>Defend Against the Dark Arts lesson</i>	<i>8</i>
- <i>Potions lesson</i>	<i>8</i>
- <i>Transfiguration lesson</i>	<i>8</i>
- <i>Charms lesson</i>	<i>8</i>
- <i>Fly lesson</i>	<i>8</i>
Everyday routine	9
Quests	9
1. Female route	9
I. <i>Purchases</i>	<i>9</i>
II. <i>Missing Harry</i>	<i>9</i>
III. <i>Pictures</i>	<i>10</i>
IV. <i>Help Astoria</i>	<i>10</i>
V. <i>Date??</i>	<i>10</i>
VI. <i>Pictures II</i>	<i>10</i>
VII. <i>Quidditch</i>	<i>10</i>
VIII. <i>Leaflets</i>	<i>11</i>
IX. <i>Leaflets II</i>	<i>11</i>
X. <i>A Date with Malfoy</i>	<i>11</i>
XI. <i>A Date with Malfoy II</i>	<i>11</i>
XII. <i>Rumors</i>	<i>11</i>
XIII. <i>A strange potion</i>	<i>12</i>
XIV. <i>Additional class</i>	<i>12</i>
XV. <i>A Book from the Restricted section</i>	<i>12</i>
XVI. <i>Crumple-Horned Snorkacks</i>	<i>12</i>
XVII. <i>Luna's waltz</i>	<i>13</i>
XVIII. <i>Metamorphosis</i>	<i>13</i>
2. Male route	13
I. <i>Purchases</i>	<i>13</i>
II. <i>Missing Harry</i>	<i>13</i>
III. <i>Pictures</i>	<i>14</i>
IV. <i>Help Astoria</i>	<i>14</i>
V. <i>Date??</i>	<i>14</i>
VI. <i>Pictures II</i>	<i>15</i>
VII. <i>Quidditch</i>	<i>15</i>
VIII. <i>Leaflets</i>	<i>15</i>
IX. <i>Leaflets II</i>	<i>15</i>
X. <i>A Date with Malfoy</i>	<i>15</i>
XI. <i>A Date with Malfoy II</i>	<i>15</i>
XII. <i>Rumors</i>	<i>16</i>
XIII. <i>A strange potion</i>	<i>16</i>
XIV. <i>Additional class</i>	<i>16</i>




XV. *A Book from the Restricted section* 16
XVI. *Crumple-Horned Snorkacks* 17
XVII. *Luna's waltz*..... 17
XVIII. *Metamorphosis*..... 18

Events 18

Students..... 18

- *Harry Potter* 19
- *Hermione Granger* 20
- *Ginny Weasley*..... 22
- *Colin Creevey*..... 24
- *Draco Malfoy* 25
- *Astoria Greengrass* 26
- *Rolf Scamander*..... 28
- *Luna Lovegood*..... 29



Guide Introduction

This is the guide of the Wands and Witches game, created by [@Great Chicken Studio](#). You can find this game on [Patreon](#).

If you like the game, please consider to support the work.

This is not a step-by-step walkthrough, because this game's sandbox elements makes it impossible to do step-by-step walkthrough. I cannot tell you to talk with Harry Potter at the Great Hall if he absolutely not there. So I give you an overall guide, so I'll just tell you for example if you got some plus relationship in the quests, otherwise you need to go and talk the others to achieve the appropriate relationship level for the quests and such.

I suggest to play through the prologue. You should try both male and female route as some of the quests available just for males or females, and there are minor and major changes beside the quests too, like the person who comes to go with you to Diagon Alley and more.

Before we start, let's see the legends:

- normal text – obviously the guide
- *italic text* – just some side thoughts
- texts in [] – changing in stats
- **red text** – highlighting the relationship stats in quests
- **red and italic text** – important information
- **green text** – highlighting the player stats in quests
- **blue text** – highlighting the player skills in quests

Disclaimer! I do not take responsibility for any error or fault regarding this walkthrough. I try my best to cover everything in the game, but as I'm a human I might make mistakes. Every mistake will be corrected if anyone report it to me via [PM here](#).

As I'm not a native English speaker, sorry for any spelling/language mistake.


Prologue

First of all you need to name your character, or accept the default name. Beside that you need to choose 4 skills. The first one will get +2, the second will get +1, the third will get -2 and the last will get -1 points. Now you can go to Diagon Alley.

You need to buy some equipments, like owl, wand, clothes and books. In the clothes and book store you'll see an extra (*and very familiar*) people who you can speak with... well you choose whatever you want in those speaks, but be warned, that your choice will affect the Sorting Hat and the relationship with that student.

In every store you can buy an ordinary thing (5 gal.), and an expensive one (15 gal.). Of course you have only 30 gal. and you need to buy 4 thing (*quick math: $4 \times 5 = 20$; $4 \times 15 = 60$; $3 \times 5 + 15 = 30$*) so you don't have enough money to buy all the expensive stuff, you need to choose one... or not? Of course not, you can go back to Gringotts and ask for a 30 gal. loan! Yeah, you now have 60 gal. with which you can buy all the expensive stuffs... Great work! (You need to pay back, in three month...) If you don't want the most expensive stuffs, you can deposit money to the bank too. This choice will also affect the Sorting Hat.

Now go buy anything you want, speak anyone you want, and after you bought all the four thing, you go to the Hogwarts...



On the Hogwarts Express you meet another familiar face. (*well not familiar for the player at first, but you know...*) During the talk with Ginny, when she talks about her brothers, you can choose again and then when she talks about the houses, you can choose again. These chooses will affect the Sorting Hat too. Then you must choose your later path. If you don't want any gay route just go with „Love between two guys? I don't even want to hear about this perversion.“, but if you think you could use some gay experience, you can go with „Well, that's their business.“

Then you must choose again your later path, if you don't want any lesbian route just go with „Hardly. Better they should just meet a nice guy!“, but if you think you could use some lesbian experience, you can go with „Who cares? The main thing is that they both feel good!“

Then you'll arrive at Hogwarts and the Sorting ceremony begins. So based on your choose in the prologue you can be sorted into different houses! Maybe the Sorting Hat can't decide, so you'll have to choose between some houses.

Based on which house you'll be sorted in, and based on your decisions in the prologue, you will start with certain relations with the other students and teachers. You can then improve your relationship, to be friends with them. Also if you want them to hate you, then you can make your relationship worse with them too. Check the [student section](#).


After you'll attend your first Charms class, where you won't really learn Charms, instead you'll learn the quite interesting side-effect of the usage of the magic... You'll need to control yourself, capiche?

Interface

Before you jump into the magic, let's see the controls:



You can go wherever you want (except if that room is closed). In each room you mostly control the events with buttons, which will be at the bottom left of the screen. There are the people who are in that very room, and who you can talk to. Try to talk everyone, so you can improve your relationship... or not... In the common room, there is (not always) a hourglass icon, with which you can skip some time and a sleep icon at night, with which you can... well... sleep. Next, there is an arrow icon, with which you can return to the map of Hogwarts:



This is how it usually looks like. Of course there will be times, when some of the rooms are closed, so you can't go there, etc-etc... The map is quite self-explanatory, but since this is a complete description and guide let's see from top to bottom, and left to right:

- Hogsmeade – At the weekends it will appear at the top left of the map. *In version 0.42 unfortunately it's under construction, you can't go there.*
- Common room – Gryffindor, Slytherin, Hufflepuff or Ravenclaw room, depends on what the Sorting Hat decides. You can't go to other houses' common rooms just in very exceptional situations... so yeah, most of the time you'll see just your common room.
- Library – You can go there to learn for all the different classes. The better your skill is the better for you. Or not? Weeeell.... We'll see.
- Corridor – Usually empty, but sometimes there will be some interesting events.
- Bathroom – You need to use it, for... khmm... relief... and for bath of course, to make better impression for others.
- Great Hall – Go there, talk with people, whatever...
- Charms classroom – Use to learn Charms... who would have thought? [See in the Courses section](#).
- Potions lab – You could guess... Potions class... [See in the Courses section](#).
- DADA classroom – You'll know how to defend yourself against the very dark arts... of course just if you attend the class... [See in the Courses section](#).
- Transfigurations classroom – Yeah, attend this too... [See in the Courses section](#).
- Courtyard – Meet and talk with people, learn how to fly and events... [See in the Courses section](#).
- Park – You can meet people here, and you can bring people here during quests. You can just visit this place (you can go there from the courtyard).
- Owl's house – Visit your owl for god sake! He misses you.

Now some words about the info bar at the top of the screen. The first 4 things is the points of the houses. Yeah, you read that right, you can get points for your house by attending the classes and make good performance. Of course your house can lose points too. (Are you a Gryffindor student? Watch out for Snape!)



Next the „?” icon, there you can read the mini FAQ that the developers wrote. That can help you as well.

Quests – There you can see the quests, but at first you can see just that you didn't receive that quest yet. There are quest with specific requirements, so if you are a male character, you won't be able to do the quests where there is a female requirement. The quests has other requirements too, so you need to be smart to find out... or just [read below](#)... Whatever.

Character – You see your Looks which is important in improving relationships, etc, your Arousal which you need to keep on low (or sometimes the high is recommended), otherwise you won't be able to learn and focus, and Restraint.

Relationship status:

- Hate – If $\text{relationship} \leq -10$
- Dislike – If $-10 < \text{relationship} < 0$
- Neutral – If relationship is 0
- Like – If $0 < \text{relationship} < 10$
- Friend – If $10 \leq \text{relationship} < 25$
- Best Friend – If $25 \leq \text{relationship} < 50$
- Max – If $\text{relationship} \geq 50$

You can see your skillpoints too, which are quite self-explanatory, you can see your stats too, and your relationships also, which will be important so keep an eye on them.

In your inventory you can see your collected objects. Well nothing much to do with them...

Then you can see your money, the part of the day (as I said there are room where you can't go at evening for example) and the current date too (where you can see how long you study in this magnificent school...).

Courses

There is a sandbox part in the game, so you won't be the one and only student in the whole Hogwarts who will be better, but everyone else also who will go and attend the classes. Also by attending the classes, you will be able to get some points for your house. Sound good, right? But that's not that easy. You can get points only if you are smarter and better than your fellow students. Now it sound not just good but very interesting too, right? So how this works:


In every class, you need to compete with one of the other students. If you beat them good (*not physically!!*), then you'll get 2 points for your house, if you beat them just by a little, you'll get 1 point, and if you lose, then you'll of course lose 2 points.

Beside the points, you can learn something in each class. But it depends on a few thing. Firstly and most importantly, if you are too aroused (>10), you won't be able to learn anything, so keep an eye on that. Other than that, you need some of your stats skills to be high enough for every class, and there is some random number too in this.

But not just you, your fellow students will be able to learn those skills, so they surely be better in those class over the time, so you need to learn too, if you don't want to lose points. They need the stat skills for each class too, and they also have that random number also.

Below I won't mention the random number everywhere, just the main stat skills that you or your fellow students need.

Let's see which needed for each class:




- Defend Against the Dark Arts lesson
 - You and your opponent student will compete in DADA skill. As I wrote above, if you have high enough skill to win, then your house will get +2 points, if you are average, so you can't win with that much, your house will get +1 points, and if you lose by a lot, then your house will lose too, and in this case it will be -2 points.
 - You and your classmates need courage, agility and athletics. You have the advantage that you have a bonus plus for this number based on your wand quality, so if you listened to me, and bought the expensive wand, then you have this bonus. And if this number is higher than 30, you'll/they'll get +1 on your/their DADA skill.

- Potions lesson
 - You and your opponent student will compete in Potions skill. As I wrote above, if you have high enough skill to win, then your house will get +2 points, if you are average, so you can't win with that much, your house will get +1 points, and if you lose by a lot, then your house will lose too, and in this case it will be -2 points.
 - Your classmates need agility and intelligence for their generated number. You need intelligence and coordination. And if this number is higher than 20, you'll/they'll get +1 on your/their Potions skill.

- Transfiguration lesson
 - You and your opponent student will compete in Transfiguration skill. As I wrote above, if you have high enough skill to win, then your house will get +2 points, if you are average, so you can't win with that much, your house will get +1 points, and if you lose by a lot, then your house will lose too, and in this case it will be -2 points.
 - Your classmates need charisma and intelligence for their generated number. You need charisma and intelligence too. But you have the advantage that you have a bonus plus for this number based on your wand quality, so if you listened to me, and bought the expensive wand, then you have this bonus. And if this number is higher than 20, you'll/they'll get +1 on your/their Transfiguration skill.

- Charms lesson
 - You and your opponent student will compete in Charms skill. As I wrote above, if you have high enough skill to win, then your house will get +2 points, if you are average, so you can't win with that much, your house will get +1 points, and if you lose by a lot, then your house will lose too, and in this case it will be -2 points.
 - Your classmates need coordination and intelligence for their generated number. You need coordination and intelligence too. But you have the advantage that you have a bonus plus for this number based on your wand quality, so if you listened to me, and bought the expensive wand, then you have this bonus. And if this number is higher than 20, you'll/they'll get +1 on your/their Charms skill.

- Fly lesson
 - You and your opponent student will compete in Flying skill. As I wrote above, if you have high enough skill to win, then your house will get +2 points, if you are average, so you can't win with that much, your house will get +1 points, and if you lose by a lot, then your house will lose too, and in this case it will be -2 points.
 - Your classmates need coordination, courage and athletics for their generated number. You need agility, athletics and courage. And if this number is higher than 30, you'll/they'll get +1 on your/their Flying skill.



Everyday routine

- Every day you should start with a bath. Sometimes it's advised to bath during the day, as well as after some relief time...
- You should go to class, there should be just one classroom available in the morning each day, so go there (except at the weekends, when there aren't any classes).
- Before the class, expect some random events, and you should talk with everyone (or at least try to talk), then talk to the teacher after everyone else, and just attend the class. After the class, you can attend it again, speak with others or just go wherever you want. In the second class you can gain more skillpoints for the respective skill too. So about the classes:
 - o The first time you attend a class, the teacher will tell about it, and just talk a big bunch of whatever... You should listen although, there could be interesting informations.
 - o The other time you have a chance to learn and get points (or lose points) for your house. For the details, look at the [Courses section](#).
- After the course, or courses you can go wherever you want, you can speak with others (classmates and not classmates also) if you can find them. You can go to your owl, or to the library for future learning, and also you can go hunt for events and quests up until night when you must go and sleep some.

Well, that's all you need to know about the basics, sooo... Off you go now! Learn and make your relationships better.

Quests

At some of the requirements you'll see for example „less than friends” or „more than best friends”. As you see above, each friendship level needs some points. The more than something means that you need a few more points after you reach that friendship level, so for example if you see „more than best friends”, then you need to get a few more points after 25 (which is the points for best friends). The „less than something” works in a similar way.


1. Female route

I. Purchases

1. Purchase owl, robe, wand and textbooks.
2. Exit the Leaky Cauldron.
3. To see what you need to do in this, go to the [Prologue section](#).

II. Missing Harry

1. Go to the Corridors at evening
2. Talk with Ginny [*Ginny Weasley +1*]
3. Go to the Library
4. Talk with Hermione Granger
5. Tell a lie [*Hermione Granger +1*] / Tell the truth [*Ginny Weasley +1*]
6. Go to the Potions lab
7. That is hard to believe... [*Harry Potter +1*]
 - a. You don't have expensive books or don't want to help yourself
 - i. Call Hermione!
 - ii. Go to the Library
 - iii. Talk to Hermione Granger
 - iv. Go to the Potions lab [*Hermione Granger +1*] [*Potions +1/0*]
 - v. Turn away, but peek in the mirror



- vi. Depends on your house:
 1. Gryffindor: [Severus Snape -1] [Gryffindor -10]
 2. Slytherin: [Severus Snape +1] [Harry Potter -1] [Hermione Granger -1] [Slytherin +10]
 3. Ravenclaw: [Severus Snape -1] [Ravenclaw -10]
 4. Hufflepuff: [Severus Snape -1] [Hufflepuff -10]
 - a. You have expensive books
 - i. Try to figure out by yourself! {If you just click through the texts you won't have a single clue what the hell happening, so...}
 - ii. Search for unusual shaped green bottles on the screen and click on them. No matter which one you choose, the fourth choose will be the good one.
 - iii. Turn away, but peek in the mirror [Harry Potter +3]
8. Go to Gryffindor common room.

III. Pictures

As you are on the female route, you won't have access to this quest.

IV. Help Astoria

As you are on the female route, you won't have access to this quest.

V. Date??

Requirements: Be friends with Ginny; Talk with Ginny; lesbian path available

1. Go to the Gryffindor common room at evening
2. Talk with Ginny
3. Make a compliment
4. Kiss her [Sexperience +1]
5. Deep kiss [Sexperience +1] [Ginny Weasley +2] / Cop a feel [Sexperience +2] [Ginny Weasley +1]

Requirements: Be best friends with Ginny

6. Talk with Ginny
7. Go to the Corridors at evening [Sexperience +1] (you need to repeat, get more sexperience)
8. Caress her breasts [Sexperience +1]
9. Help Ginny to dress [Ginny Weasley +3]

VI. Pictures II.


Requirements: Be friends with Colin; in Bathroom; Astoria need to be in Bathroom

1. Hail Colin [Colin Creevey -1] [Astoria Greengrass +6]
2. Pose for Colin [Sexperience +1]
 - a. Talk with Colin [Colin Creevey +3]
3. Step aside [Colin Creevey +3]

VII. Quidditch

Requirements: Flying >= 10

1. Talk with Madam Hooch at flying class
2. At 1st of October go to Fly class
3. At the evening go to the courtyard
4. From now you can train with the quidditch team



VIII. Leaflets

Requirements: Be friends with Hermione; in Library

1. Give leaflets to at least 6 people from the list below:
 - a. Harry Potter
 - b. Ginny Weasley
 - c. Colin Creevey
 - d. Astoria Greengrass
 - e. Draco Malfoy [*Draco Malfoy -1*]
 - f. Luna Lovegood
 - g. Rolf Scamander
 - h. Nymphadora Tonks
 - i. Severus Snape
2. Talk to Hermione [*Hermione Granger +3*]

IX. Leaflets II.

Requirements: Be friends with Draco

1. Talk with Draco
2. Sure
3. Go to the Library
 - a. Lie to Hermione – Skill check needed
 - i. If passed quest finish [*Stealth +1*] [*Hermione Granger -3*]
 - ii. If fail [*Stealth +1*] [*Hermione Granger -1*]
 - b. Warn Hermione – [*Hermione Granger +3*] [*Draco Malfoy -2*]
 - c. Arrange a commotion in the corridor
 - i. Use the Duro spell – Transfiguration ≥ 5 needed [*Hermione Granger -1*], [*Your house -10*]
 - ii. Use the Wingardium Leviosa spell – Charms ≥ 5 needed [*Hermione Granger -1*]
 - iii. Attract attention by shouting – [*Hermione Granger -1*], [*Your house -10*]

X. A Date with Malfoy

Requirements: Be best friends with Draco; In quest IX. Draco can burn the leaflets

1. Talk with Draco
2. With pleasure! [*Sexperience +1*] [*Draco Malfoy +3*]


XI. A Date with Malfoy II.

As you are on the female route, you won't have access to this quest.

XII. Rumors

Requirements: Be friends with Rolf

1. You have to talk with one of the following people
 - a. Harry Potter (min. neutral relationship with Harry)
 - b. Ginny Weasley (min. neutral relationship with Ginny)
 - c. Colin Creevey (min. neutral relationship with Colin)
 - d. Draco Malfoy (min. friend relationship with Draco)
2. Go to the Corridors at night
3. Click on the broom icon (*maybe you won't find anything, need to try again*)
4. Enjoy the monster [*Rolf Scamander +1*]
5. Promise to remain silent [*Rolf Scamander +2*]



XIII. A strange potion

Requirements: Be more than friends with Ginny OR Be almost friends with Draco; in Potions lab

1. {Ginny >0 needed} Ask if everything is all right
 - a. Find Ginny and talk to her [*Ginny Weasley +3*]
2. {Draco >8 needed} What an interesting potion!
 - a. [*Ginny Weasley -3*]
 - b. {A Date with Malfoy quest}
 - i. {If done} [*Draco Malfoy +2*]
 - ii. {If not done} [*Draco Malfoy +3*]
3. {Ginny <10 needed} Pretend not to notice anything
 - a. [*Ginny Weasley -1*]

XIV. Additional class

Requirements: Charms skill <=5; In October; In Charms class

1. Agree
2. Go to the Library on Tuesday and Thursday evening
3. I'm not sure
4. Repeat the movements correctly
5. Aim the spell
 - a. On Hermione's skirt [*Hermione Granger -2*]
 - b. On leaf [*Charms +1*]
6. [*Hermione Granger +1*]
7. {You can do this while Charms skill <9}


XV. A Book from the Restricted section

Requirements: Be friends with Astoria; in Library; Astoria in Library

1. Help to Astoria
2. You need to get the book. Maybe you should...
 - a. Talk to McGonagall – She will give you the permission only if your transfiguration skill >= 10
 - b. Talk to Snape
 - i. Lie – Skill check needed
 1. If passed then you'll get the permission
 2. If failed then [*Your house -5*]
 - ii. Truth – You'll get the permission
 - c. Talk to Tonks
 - i. Lie – Skill check needed
 1. If passed you'll get the permission
 2. If failed you won't get
 - ii. Truth
 1. If player's DADA skill >=10 you'll get the permission
 2. If fail you won't get it
 - d. Talk to Harry (*if you are friend with Harry*)
 - i. Ask about the restricted section of the library
 - ii. Go to the library at evening
3. Give the book to Astoria
4. Discuss the book

XVI. Crumple-Horned Snorkacks

Requirements: Be freinds with Luna



1. Talk with Luna
2. Go to the Library and read the Quibbler
3. Talk with Luna about the Quibbler
4. Talk with Luna again about the Quibbler
5. Talk with Luna again about the Quibbler

Requirements: Be almost best friends with Luna

6. Talk with Luna
7. Discuss the Crumple-Horned Snorkacks
8. Go to the Library
9. Search for mentions of Crumple-Horned Snorkacks
10. Ask about the Crumple-Horned Snorkacks from at least 6 people listed below:
 - a. Herry Potter
 - b. Hermioe Granger
 - c. Ginny Weasley
 - d. Artoria Greengrass
 - e. Draco Malfoy
 - f. Rolf Scamander
 - g. Colin Creevey
 - h. Nymphadora Tonks
 - i. Severus Snape
11. Talk with Luna
12. Tell Luna that you haven't found any mentions about Crumple-Horned Snorkacks
[Luna Lovegood +2]

XVII. Luna's waltz

Requirements: Finish the XVI.

Advised: Be best friends with Luna

1. Talk with Luna
2. Go to the Corridors at Saturday evening
3. Eat a piece of mushroom...
 - a. [Severus Snape +3], [Your house -10] except [Slytherin +10] (if Luna >=25)
 - b. [Your house -10] (if Luna <25)
4. Talk to Luna [Luna Lovegood +3]

XVIII. Metamorphosis

Requirements: in Bathroom; Tonks in Bathroom

1. Talk with Tonks about metamorphosis

2. Male route

I. Purchases

1. Purchase owl, robe, wand and textbooks.
2. Exit the Leaky Cauldron.
3. To see what you need to do in this, go to the [Prologue section](#).

II. Missing Harry

1. Go to the Corridors
2. Talk with Ginny [Ginny Weasley +1]
3. Go to the Library
4. Talk with Hermione Granger
5. Tell a lie [Hermione Granger +1] / Tell the truth [Ginny Weasley +1]



6. Go to the Potions lab
7. That is hard to believe... [*Harry Potter +1*]
 - b. You don't have expensive books or don't want to help yourself
 - vii. Call Hermione!
 - viii. Go to the Library
 - ix. Talk to Hermione Granger
 - x. Go to the Potions lab [*Hermione Granger +1*] [*Potions +1/0*]
 - xi. Turn away, but peek in the mirror
 - xii. Depends on your house:
 5. Gryffindor: [*Severus Snape -1*] [*Gryffindor -10*]
 6. Slytherin: [*Severus Snape +1*] [*Harry Potter -1*] [*Hermione Granger -1*] [*Slytherin +10*]
 7. Ravenclaw: [*Severus Snape -1*] [*Ravenclaw -10*]
 8. Hufflepuff: [*Severus Snape -1*] [*Hufflepuff -10*]
 - a. You have expensive books
 - iv. Try to figure out by yourself! {*If you just click through the texts you won't have a single clue what the hell happening, so...*}
 - v. Search for unusual shaped green bottles on the screen and click on them. No matter which one you choose, the fourth choose will be the good one.
 - vi. Turn away, but peek in the mirror [*Harry Potter +3*]
8. Go to Gryffindor common room.

III. Pictures

Requirements: Be friends with Colin; Talk Colin

1. You need to choose
 - a. Guard
 - i. I won't leave you alone here! [*Hermione Granger -2*] [*Your house -20*] [*Colin Creevey +5*]
 - ii. I'll save the priceless photographs! Agility check
 1. If success [*Hermione Granger -2*] [*Colin Creevey +5*]
 2. If fail [*Hermione Granger -4*] [*Your house -20*] [*Colin Creevey +5*]
 - b. Warn Astoria [*Colin Creevey -3*] [*Astoria Greengrass +6*]

IV. Help Astoria

Requirements: Warn Astoria in quest III.

V. Date??

Requirements: Be friends with Ginny; Talk Ginny

1. Go to the Gryffindor common room at evening
2. Talk with Ginny
3. Make a compliment
4. Kiss her [*Sexperience +1*]
5. Deep kiss [*Sexperience +1*] [*Ginny Weasley +2*] / Cop a feel [*Sexperience +2*] [*Ginny Weasley +1*]

Requirements: Be best friends with Ginny

6. Talk with Ginny
7. Go to the Corridors at evening [*Sexperience +1*] (*you need to repeat, get more sexperience*)



8. Caress her breasts [*Sexperience +1*]
9. Help Ginny to dress [*Ginny Weasley +3*]

VI. Pictures II.

As you are on the male route, you won't have access to this quest.

VII. Quidditch

Requirements: Flying ≥ 10

1. Talk with Madam Hooch at flying class
2. At 1st of October go to Fly class
3. At the evening go to the courtyard
4. From now you can train with the quidditch team

VIII. Leaflets

Requirements: Be friends with Hemione; in Library

1. Give leaflets to at least 6 people from the list below:
 - a. Harry Potter
 - b. Ginny Weasley
 - c. Colin Creevey
 - d. Astoria Greengrass
 - e. Draco Malfoy [*Draco Malfoy -1*]
 - f. Luna Lovegood
 - g. Rolf Scamander
 - h. Nymphadora Tonks
 - i. Severus Snape
2. Talk to Hermione [*Hermione Granger +3*]

IX. Leaflets II.

Requirements: Be friends with Draco

1. Talk with Draco
2. Sure
3. Go to the Library
 - a. Lie to Hermione – Skill check needed
 - i. If passed quest finish [*Stealth +1*] [*Hermione Granger -3*]
 - ii. If fail [*Stealth +1*] [*Hermione Granger -1*]
 - b. Warn Hermione – [*Hermione Granger +3*] [*Draco Malfoy -2*]
 - c. Arrange a commotion in the corridor – Transfiguration ≥ 5 & Charms ≥ 5 needed for certain action
 - i. Use the Duro spell – Transfiguration ≥ 5 needed [*Hermione Granger -1*] [*Your house -10*]
 - ii. Use the Wingardium Leviosa spell – Charms ≥ 5 needed [*Hermione Granger -1*]
 - iii. Attract attention by shouting – [*Hermione Granger -1*] [*Your house -20*]

X. A Date with Malfoy

As you are on the male route, you won't have access to this quest.

XI. A Date with Malfoy II.

Requirements: Be best friends with Draco; In quest IX. Draco can burn the leaflets; gay path available



1. Talk with Draco
2. With pleasure! [*Sexperience +1*] [*Draco Malfoy +3*]

XII. Rumors

Requirements: Be friends with Rolf

1. You have to talk with one of the following people
 - a. Harry Potter (min. neutral relationship with Harry)
 - b. Ginny Weasley (min. neutral relationship with Ginny)
 - c. Colin Creevey (min. neutral relationship with Colin)
 - d. Draco Malfoy (min. friend relationship with Draco)
2. Go to the Corridors at night
3. Click on the broom icon (*maybe you won't find anything, need to try again*)
4. Enjoy the monster [*Rolf Scamander +1*]
5. Promise to remain silent [*Rolf Scamander +2*]

XIII. A strange potion

Requirements: Be more than friends with Ginny OR Be almost friends with Draco; in Potions lab

1. {*Ginny >0 needed*} Ask if everything is all right
 - a. Find Ginny and talk to her [*Ginny Weasley +3*]
2. {*Draco >8 needed*} What an interesting potion!
 - a. [*Ginny Weasley -3*]
 - b. {*A Date with Malfoy quest*}
 - i. If done [*Draco Malfoy +2*]
 - ii. If not done [*Draco Malfoy +3*]
3. {*Ginny <10 needed*} Pretend not to notice anything
 - a. [*Ginny Weasley -1*]

XIV. Additional class


Requirements: Charms skill ≤ 5 ; In October; In Charms class

1. Agree
2. Go to the Library on Tuesday and Thursday evening
3. I'm not sure
4. Repeat the movements correctly
5. Aim the spell
 - a. On Hermione's skirt [*Hermione Granger -2*]
 - b. On leaf [*Charms +1*]
6. [*Hermione Granger +1*]
7. {*You can do this while Charms skill <9*}

XV. A Book from the Restricted section

Requirements: Be friends with Astoria; in Library; Astoria in Library

1. Help to Astoria
2. You need to get the book. Maybe you should...
 - a. Talk to McGonagall – She will give you the permission only if your transfiguration skill ≥ 10
 - b. Talk to Snape
 - i. Lie – Skill check needed
 1. If passed then you'll get the permission
 2. If failed then -5 points from your house
 - ii. Truth – You'll get the permission



- c. Talk to Tonks
 - i. Lie – Skill check needed
 1. If passed you'll get the permission
 2. If failed you won't get
 - ii. Truth
 1. If player's DADA skill ≥ 10 you'll get the permission
 2. If fail you won't get it
 - d. Talk to Harry (if Harry ≥ 10)
 - i. Ask about the restricted section of the library
 - ii. Go to the library at evening
3. Give the book to Astoria
 4. Discuss the book

XVI. Crumple-Horned Snorkacks

Requirements: Be friends with Luna

1. Talk with Luna
2. Go to the Library and read the Quibbler
3. Talk with Luna about the Quibbler
4. Talk with Luna again about the Quibbler
5. Talk with Luna again about the Quibbler

Requirements: Be almost best friends with Luna


6. Talk with Luna
7. Discuss the Crumple-Horned Snorkacks
8. Go to the Library
9. Search for mentions of Crumple-Horned Snorkacks
10. Ask about the Crumple-Horned Snorkacks from at least 6 people listed below:
 - a. Herry Potter
 - b. Hermioe Granger
 - c. Ginny Weasley
 - d. Artoria Greengrass
 - e. Draco Malfoy
 - f. Rolf Scamander
 - g. Colin Creevey
 - h. Nymphadora Tonks
 - i. Severus Snape
11. Talk with Luna
12. Tell Luna that you haven't found any mentions about Crumple-Horned Snorkacks
[Luna Lovergood +2]

XVII. Luna's waltz

Requirements: Finish quest XVI.

Advised: Be best friends with Luna

1. Talk with Luna
2. Go to the Corridors at Saturday evening
3. Eat a piece of mushroom
 - a. [Severus Snape +2] [Your house -10] (if Luna ≥ 25)
 - b. [Your house -10] (if Luna < 25)
4. Talk to Luna [Luna Lovegood +3]



XVIII. Metamorphosis

As you are on the male route, you won't have access to this quest.

Events

1. Argus Filch event

Requirements: Corridors at night; Random event

- You need Quick eye skill to see Filch, and quick eye can be raised by this event
 - Try to hide – Needs stealth
 - Try to escape – Needs athletics
 - Meet your destiny face to face! – Filch catch you and -10 points from your house

2. Quidditch training event

Requirements: Finish the „Quidditch” quest

- While you train and play with your team, there are various events which may occur. There are total of 6 event if you are from Hufflepuff, 7 if you are from Ravenclaw and 8 if you are from Gryffindor or Slytherin. Can you find them all?

Activites


- Bath – You can use it for multiple things
 - Cold shower – lower your arousal, but not much
 - Unhygienic procedures – lower your arousal a lot, also lower your looks
 - Hygienic procedures – higher your looks
- Owl house – Owl (maybe your owl won't be there)
 - Praise your Owl – your owl will be happy
 - Feed your Owl – your owl will be happy
 - Talk with Owl – You can share success (owl will be happy), complain about life (owl will sad) and others (owl will sympatize) and praise other person (owl will agrees)...
 - See the shopping cart – **Currently (v.42) can't buy anything really**
 - Step back from your Owl – Finish conversation
- Courtyard – Free fly lessons, you can raise your fly skill, but you need at least 2 fly skill point to be able to use this
- Library – Learning. You can raise your Charms, Transfiguration, DADA or Potion skills. But arousal will be effect on this as well.

Students

Every student you talk want to hear different things, and you have to choose the right one to get the maximum points at the end of the conversations.

In advance, there is an option to talk about the favourite subject. Why is that important? Now in this case you must select your favourite subject. But not just randomly something, you must select your true favourite subject to get points for this. Your true favourite subject will be the one that you have the most points in it. Of course they not necessary will accept your decision, but if you don't choose the right one, that will be bad for you.

The most difficult part will be when you talk with someone about other students. The most important thing is that those two students relationship, so be careful who you want to talk about.



At the end of every conversation there will be a little counting, where your actual relationship points will be decided. You can get -2, -1, 0, +1, +2 or +3 relationship points based on your choosed options, your look, your charm and your robe quality.

In the following list I list every option that you can see at each student (maybe you won't see all of them at first, but sooner or later you'll get there). I'll place a + after the line you should choose, it will give you something plus, and a ++ or +++ for the lines that very much recomended, that may give more points. Never choose the options with – or - - at the end, I assume you can guess what would happen. The line which has nothing at the end gives pretty much nothing.

The only exception is the „talk about other student” part, where there is no + or -, instead I listed those cases when you should talk about that student. For example:

You should talk with Harry about Hermione if Harry's relationship with Hermione is greater than 25, or if that relationship is lesser than -10 BUT your own relationship with Harry is greater than 10. In any other case you shouldn't talk with Harry about Hermione.

If there are multiple options which gives +, then you can choose whichever you want.

Let's see:

• Harry Potter

o *How's the study?*

- „All perfect” (+)
- „Well, so-so...” (+)
- „Bad, for me it was too difficult”

o *Favourite subject*

- Charms, Potions, Transfiguration (+)
- DADA, Flying (++)


o *Talk about interests*

- Player is less than neutral to Harry (-)
- Player is neutral to Harry (+)
- Player is friends with Harry
- Player is best friends with Harry (+)

o *Talk about other student*

If player is less than neutral to Harry, he won't talk about this

- Hermione Granger
 - Harry is best friends with Hermione
 - Harry hate Hermione *AND* player is friends with Harry
- Ginny Weasley
 - Harry is best friends with Ginny
 - Harry is friends Ginny
 - Harry is neutral to Ginny *AND* player is friends with Harry
 - Harry hates Ginny *AND* player is friends with Harry
- Colin Creevey
 - Harry is best friends with Colin
 - Harry is friends with Colin
 - Harry dislikes Colin *AND* player is friends with Harry
 - Harry hates Colin *AND* player is friends Harry
- Draco Malfoy




- Harry is best friends with Draco
- Harry is friends with Draco
- Harry is neutral to Draco
- Harry dislikes Draco
- Harry hates Draco *AND* player is Gryffindor
- Astoria Greengrass
 - Harry is best friends with Astoria
 - Harry is friends with Astoria
 - Harry is neutral to Astoria
 - Harry dislikes Astoria *AND* player is friends with Harry
 - Harry hates Astoria *AND* player is friends with Harry
- Rolf Scamander
 - Harry is best friends with Rolf
 - Harry is friends with Rolf
 - Harry hates Rolf *AND* player is friends Harry
- Luna Lovegood
 - Harry is best friends with Luna
 - Harry is friends with Luna
 - Harry dislikes Luna *AND* player is friends with Harry
 - Harry hates Luna *AND* player is friends with Harry
- Nymphadora Tonks
 - Harry is best friends with Tonks
 - Harry is neutral to Tonks *AND* player is friends with Harry
 - Harry hates Tonks *AND* player is friends with Harry
- Severus Snape
 - Harry is best friends with Snape
 - Harry is friends with Snape
 - Harry is neutral to Snape
 - Harry dislikes Snape *AND* player is Gryffindor
 - Harry hates Snape *AND* player is friends with Harry
- *Chat on various topics*
 - Gives some random points
- *Praise*
 - Gives some random points
- *Flirt*

If player is friends with Harry, and player is female

 - Compliment appearance
 - Player is less than best friends with Harry (+)
 - Player is more than best friends with Harry (++)
 - Compliment knowledge (+)
- *Insult*
 - If player is Slytherin your relationship will suffer greatly
 - Every other house (- -)

- **Hermione Granger**

- *How's the study?*



- „All perfect” (+)
- „Well, so-so...” (+)
- „Bad, for me it was too difficult” (+)
- *Favourite subject*
 - Charms (+++)
 - Transfiguration, DADA, Flying (+)
 - Potions or choosing not your highest point (-)
- *Talk about interests*
 - Player is less than neutral to Hermione (-)
 - Player is neutral to Hermione
 - Player is friends with Hermimone (+)
 - Player is best friends with Hermione (+)
- *Talk about other student*

If player is less than neutral to Hermione, he won't talk about this

 - Harry Potter
 - Hermione is best firend with Harry
 - Hermione is friend with Harry
 - Hermione is neutral to Harry *AND* you are firend with Hermione
 - Hermione hate Harry *AND* your are firend with Hermione
 - Ginny Weasley
 - Hermione is best friends with Ginny
 - Hermione is friends with Ginny
 - Hermione dislikes Ginny *AND* player is friends with Hermione
 - Hermione hates Ginny *AND* player is friends Hermione
 - Colin Creevey
 - Hermione is best friends with Colin
 - Hermione is friends with Colin
 - Hermione dislikes Colin *AND* player is friends with Hermione
 - Hermione hates Colin *AND* player is friends with Hermione
 - Draco Malfoy
 - Hermione is best friends with Draco
 - Hermione is friends with Draco
 - Hermione is neutral to Draco
 - Hermione dislikes Draco
 - Hermione hates Draco *AND* player is Gryffindor
 - Astoria Greengrass
 - Hermione is best friends with Astoria
 - Hermione is friends with Astoria
 - Hermione is neutral to Astoria
 - Hermione dislikes Astoria *AND* player is friends with Hermione
 - Hermione hates Astoria *AND* player is friends with Hermione
 - Rolf Scamander
 - Hermione is best friends with Rolf
 - Hermione is friends with Rolf
 - Hermione hates Rolf *AND* player is friends with Hermione
 - Luna Lovegood
 - Hermione is best friends with Luna
 - Hermione is friends with Luna



- Hermione dislikes Luna *AND* player is friends with Hermione
- Hermione hates Luna *AND* player is friends with Hermione
- Nymphadora Tonks
 - Hermione is best friends with Tonks
 - Hermione is neutral to Tonks *AND* player is friends with Hermione
 - Hermione hates Tonks *AND* player is friends with Hermione
- Severus Snape
 - Hermione is best friends with Snape
 - Hermione is friends with Snape
 - Hermione is neutral to Snape
 - Hermione dislikes Snape *AND* player is Gryffindor
 - Hermione hates Snape *AND* player is friends with Hermione
- *Chat on various topics*
 - If player is more than neutral with Hermione, it gives some random points
- *Praise*
 - Gives some random points
- *Flirt*

If player is friends with Hermione, and player is male

 - Compliment appearance
 - Player is less than best friends with Hermione (+)
 - Player is more than best friends with Hermione (++)
 - Compliment knowledge (+)
- *Insult*
 - If player is Slytherin your relationship will suffer greatly
 - Every other house (- -)

• Ginny Weasley

- *How's the study?*
 - „All perfect” (+)
 - „Well, so-so...” (+)
 - „Bad, for me it was too difficult” (-)
- *Favourite subject*
 - Potions, Flying (++)
 - DADA, Transfiguration (+)
 - Charms
- *Talk about interests*
 - Player is less than neutral to Ginny (-)
 - Player is neutral to Ginny (+)
 - Player is friends with Ginny
 - Player is best friends with Ginny (+)
- *Talk about other student*

If player is less than neutral to Ginny, she won't talk about this

 - Harry Potter
 - Ginny is best friends with Harry
 - Ginny is friends with Harry
 - Ginny is neutral to Harry *AND* player is friends with Ginny



- Ginny dislikes Harry *AND* player is friends with Ginny
- Ginny hates Harry *AND* player is friends with Ginny
- Hermione Granger
 - Ginny is friends with Hermione
 - Ginny dislikes Hermione *AND* player is friends with Ginny
 - Ginny hates Hermione *AND* player is friends with Ginny
- Colin Creevey
 - Ginny is best friends with Colin
 - Ginny is neutral to Colin
 - Ginny dislikes Colin *AND* player is friends with Ginny
 - Ginny hates Colin *AND* player is friends with Ginny
- Draco Malfoy
 - Ginny is best friends with Draco
 - Ginny is neutral to Draco
 - Ginny dislikes Draco
 - Ginny hates Draco *AND* player is friends with Ginny
- Astoria Greengrass
 - Ginny is best friends with Astoria
 - Ginny dislikes Astoria
 - Ginny hates Astoria >25
- Rolf Scamander
 - Ginny is best friends with Rolf
 - Ginny is friends with Rolf
 - Ginny hates Rolf *AND* player is friends with Ginny
- Luna Lovegood
 - Ginny is best friends with Luna
 - Ginny is friends with Luna
 - Ginny dislikes Luna *AND* player is friends with Ginny
 - Ginny hates Luna *AND* player is friends with Ginny
- Nymphadora Tonks
 - Ginny is best friends with Tonks
 - Ginny is neutral to Tonks
 - Ginny dislikes Tonks *AND* player is friends with Ginny
 - Ginny hates Tonks *AND* player is friends with Ginny
- Severus Snape
 - Ginny is best friends with Snape
 - Ginny is friends with Snape
 - Ginny is neutral to Snape
- *Chat on various topics*
 - If player is more than neutral to Ginny, it gives some random points
- *Praise*
 - Gives some random points
- *Flirt*
 - If player is friends with Ginny, and player is male
 - Compliment appearance
 - Player is little more than friends with Ginny (+)




- Player has more relationship with Ginny (++)
- Compliment knowledge (+)
- Kiss {after you finish quest V.} (+)
- o *Insult*
 - If player is Slytherin your relationship will suffer greatly
 - Every other house (- -)

• Colin Creevey

- o *How's the study?*
 - „All perfect”
 - „Well, so-so...” (+)
 - „Bad, for me it was too difficult” (+)
- o *Favourite subject*
 - DADA (++)
 - Charms, Potions, Transfiguration, Flying (+)
- o *Talk about interests*
 - Player is less than neutral to Colin (- -)
 - Player is neutral to Colin
 - Player is friends with Colin (+)
 - Player is best friends with Colin (+)
- o *Talk about other student*

If player is less than neutral to Colin, he won't talk about this

 - Harry Potter
 - Colin is best friends with Harry
 - Colin is friends with Harry
 - Colin hates Harry *AND* player is friends with Colin
 - Hermione Granger
 - Colin is best friends with Hermione
 - Colin is friends with Hermione
 - Colin hates Hermione *AND* player is friends with Colin
 - Ginny Weasley
 - Colin is best friends with Ginny
 - Colin is friends with Ginny
 - Colin dislikes Ginny *AND* player is friends with Colin
 - Colin hates Ginny *AND* player is friends with Colin
 - Draco Malfoy
 - Colin is best friends with Draco
 - Colin is neutral to Draco
 - Colin hates Draco *AND* player is friends with Colin
 - Astoria Greengrass
 - Colin is best friends with Astoria
 - Colin is neutral to Astoria
 - Colin dislikes Astoria *AND* player is friends with Colin
 - Colin hates Astoria *AND* player is friends with Colin
 - Rolf Scamander
 - Colin is best friends with Rolf
 - Colin is friends with Rolf



- Colin hates Rolf *AND* player is friends with Colin
- Luna Lovegood
 - Colin is best friends with Luna
 - Colin is friends with Luna
 - Colin dislikes Luna *AND* player is friends with Colin
 - Colin hates Luna *AND* player is friends with Colin
- Nymphadora Tonks
 - Colin is best friends with Tonks
 - Colin is friends with Tonks
 - Colin is neutral to Tonks
 - Colin hates Tonks *AND* player is friends with Colin
- Severus Snape
 - Colin is best friends with Snape
 - Colin dislikes Snape *AND* player is friends with Colin
 - Colin hates Snape *AND* player is friends with Colin
- *Chat on various topics*
 - If player is more than neutral to Colin, it gives some random points
- *Praise*
 - Gives some random points
- *Flirt*

If player is more than friends with Colin, and player is female


 - Compliment appearance
 - Player is less than best friends with Colin (+)
 - Player is more best friends with Colin (++)
- *Insult*
 - If player is Slytherin your relationship will suffer greatly
 - Every other house (- -)

• Draco Malfoy

- *How's the study?*
 - „All perfect”
 - „Well, so-so...” (+)
 - „Bad, for me it was too difficult”
- *Favourite subject*
 - Potions, DADA, Flying (+)
 - Charms, Transfiguration (-)
- *Talk about interests*
 - Player is less than neutral to Draco
 - Player is neutral to Draco
 - Player is friends with Draco (+)
 - Player is best friends with Draco (+)
- *Talk about other student*

If player is less than neutral to Draco, he won't talk about this


 - Harry Potter
 - Draco is best friends with Harry
 - Hermione Granger




- Draco is best friends with Hermione
- Draco is neutral to Hermione
- Ginny Weasley
 - Draco is best friends with Ginny
- Colin Creevey
 - Draco is best friends with Colin
 - Draco is neutral to Colin
- Astoria Greengrass
 - Draco is best friends with Astoria
 - Draco is neutral to Astoria
- Rolf Scamander
 - Draco is best friends with Rolf
 - Draco is friends with Rolf
 - Draco hates Rolf *AND* player is friends with Draco
- Luna Lovegood
 - Draco is best friends with Luna
 - Draco is friends with Luna
 - Draco hates Luna
- Nymphadora Tonks
 - Draco is best friends with Tonks
 - Draco dislikes Tonks
 - Draco hates Tonks
- Severus Snape
 - Draco is best friends with Snape
 - Draco is friends with Snape
 - Draco is neutral to Snape
 - Draco hates Snape
- *Chat on various topics*
 - If player is more than neutral to Draco, it gives some random points
- *Praise*
 - Gives some random points
- *Insult*
 - If player is Slytherin your relationship will suffer greatly
 - Every other house (- -)

• Astoria Greengrass

- *How's the study?*
 - „All perfect” (+)
 - „Well, so-so...” (+)
 - „Bad, for me it was too difficult”
- *Favourite subject*
 - Transfiguration (+++)
 - Charms, Potions, DADA (+)
 - Flying (-)
- *Talk about interests*



- Player is neutral to Astoria
- Player is friends with Astoria (+)
- Player is best friends with Astoria (++)
- *Talk about other student*
 - If player is less than neutral with Astoria, she won't talk about this
 - Harry Potter
 - Astoria is best friends with Harry
 - Astoria is friends with Harry
 - Astoria is neutral to Harry *AND* player is friends with Astoria
 - Astoria hates Harry *AND* player is friends with Astoria
 - Hermione Granger
 - Astoria is best friends with Hermione
 - Astoria is neutral to Hermione
 - Astoria dislikes Hermione *AND* player is friends with Astoria
 - Astoria hates Hermione *AND* player is friends with Astoria
 - Ginny Weasley
 - Astoria is best friends with Ginny
 - Colin Creevey
 - Astoria is best friends with Colin
 - Astoria is neutral to Colin
 - Draco Malfoy
 - Astoria is best friends with Draco
 - Astoria is neutral to Draco
 - Rolf Scamander
 - Astoria is best friends with Rolf
 - Astoria is friends with Rolf
 - Astoria hates Rolf *AND* player is friends with Astoria
 - Luna Lovegood
 - Astoria is best friends with Luna
 - Astoria is friends with Luna
 - Astoria hates Luna
 - Nymphadora Tonks
 - Astoria is best friends with Tonks
 - Astoria dislikes Tonks
 - Astoria hates Tonks
 - Severus Snape
 - Astoria is best friends with Snape
 - Astoria is friends with Snape
 - Astoria is neutral to Snape
 - Astoria hates Snape
 - *Chat on various topics*
 - If player is more than neutral to Astoria, it gives some random points
 - *Praise*
 - Gives some random points
 - *Insult*
 - If player is Slytherin your relationship will suffer greatly
 - Every other house (- -)



• Rolf Scamander

o *How's the study?*

- „All perfect” (+)
- „Well, so-so...”
- „Bad, for me it was too difficult”

o *Favourite subject*

- Transfiguration (++)
- Charms, Potions, Flying (+)
- DADA


o *Talk about interests*

- Player is less than neutral to Rolf (- -)
- Player is neutral to Rolf
- Player is friends with Rolf (+)
- Player is best friends with Rolf (+)

o *Talk about other student*

If player is less than neutral with Astoria, she won't talk about this

- Harry Potter
 - Rolf is best friends with Harry
 - Rolf is friends with Harry
 - Rolf hates Harry *AND* player is friends with Rolf
- Hermione Granger
 - Rolf is best friends with Hermione
 - Rolf is friends with Hermione
 - Rolf hates Hermione *AND* player is friends with Rolf
- Ginny Weasley
 - Rolf is best friends with Ginny
 - Rolf is friends with Ginny
 - Rolf dislikes Ginny *AND* player is friends with Rolf
 - Rolf hates Ginny *AND* player is friends with Rolf
- Draco Malfoy
 - Rolf is best friends with Draco
 - Rolf is neutral to Draco
 - Rolf hates Draco *AND* player is friends with Rolf
- Astoria Greengrass
 - Rolf is best friends with Astoria
 - Rolf is neutral to Astoria
 - Rolf dislikes Astoria *AND* player is friends with Rolf
 - Rolf hates Astoria *AND* player is friends with Rolf
- Luna Lovegood
 - Rolf is best friends with Luna
 - Rolf is friends with Luna
 - Rolf dislikes Luna *AND* player is friends with Rolf
 - Rolf hates Luna *AND* player is friends with Rolf
- Nymphadora Tonks
 - Rolf is best friends with Tonks
 - Rolf is friends with Tonks
 - Rolf is neutral to Tonks



- Rolf hates Tonks *AND* player is friends with Rolf
- Severus Snape
 - Rolf is best friends with Snape
 - Rolf dislikes Snape *AND* player is friends with Rolf
 - Rolf hates Snape *AND* player is friends with Rolf
- *Chat on various topics*
 - If player is more than neutral to Rolf, it gives some random points
- *Praise*
 - Gives some random points
- *Insult*
 - Any house (- -)

• Luna Lovegood

- *How's the study?*
 - „All perfect” (+)
 - „Well, so-so...” (+)
 - „Bad, for me it was too difficult” (+)
- *Favourite subject*
 - Charms (+++)
 - Transfiguration, DADA, Flying (+)
 - Potions (-)
- *Talk about interests*
 - Player is less than neutral to Luna (-)
 - Player is neutral to Luna
 - Player is friends with Luna (+)
 - Player is best friends with Luna (+)
- *Talk about other student*

If player is less than neutral with Astoria, she won't talk about this

 - Harry Potter
 - Luna is best friends with Harry
 - Luna is friends with Harry
 - Luna is neutral to Harry *AND* player is friends with Luna
 - Luna hates Harry *AND* player is friends with Luna
 - Hermione Granger
 - Luna is best friends with Hermione
 - Luna is friends with Hermione
 - Luna dislikes Hermione *AND* player is friends with Luna
 - Luna hates Hermione *AND* player is friends with Luna
 - Ginny Weasley
 - Luna is best friends with Ginny
 - Luna is friends with Ginny
 - Luna dislikes Ginny *AND* player is friends with Luna
 - Luna hates Ginny *AND* player is friends with Luna
 - Colin Creevey
 - Luna is best friends with Colin
 - Luna is friends with Colin
 - Luna dislikes Colin *AND* player is friends with Luna



- Luna hates Colin *AND* player is friends with Luna
- Draco Malfoy
 - Luna is best friends with Draco
 - Luna is friends with Draco
 - Luna dislikes Draco *AND* player is friends with Luna
 - Luna hates Draco *AND* player is friends with Luna
- Rolf Scamander
 - Luna is best friends with Rolf
 - Luna is friends with Rolf
 - Luna dislikes Rolf *AND* player is friends with Luna
 - Luna hates Rolf *AND* player is friends with Luna
- Astoria Greengrass
 - Luna is best friends with Astoria
 - Luna is friends with Astoria
 - Luna dislikes Astoria *AND* player is friends with Luna
 - Luna hates Astoria *AND* player is friends with Luna
- Nymphadora Tonks
 - Luna is best friends with Tonks
 - Luna is friends with Tonks
 - Luna dislikes Tonks *AND* player is friends with Luna
 - Luna hates Tonks *AND* player is friends with Luna
- Severus Snape
 - Luna is best friends with Snape
 - Luna is friends with Snape
 - Luna dislikes Snape *AND* player is friends with Luna
 - Luna hates Snape *AND* player is friends with Luna
- *Chat on various topics*
 - If player is more than neutral to Luna, it gives some random points
- *Praise*
 - Gives some random points
- *Flirt*

If player is friends with Luna

 - Compliment appearance
 - Player is less than best friends with Luna (+)
 - Player is more than best friends with Luna (++)
 - Compliment knowledge (+)
 - Kiss {after you finish quest XXIII.} (++)
- *Insult*
 - If player is Slytherin your relationship will suffer greatly
 - Every other house (- -)