

# The Way

Before the "walkthrough" starts I would like to say that it is not a classic walkthrough because the player himself has to decide what he thinks is right and has to live with the consequences. I can only write what I have chosen.

## Chapter 1:

- Click on the left arrow and say yes. This is for a note in the Diary.
- Click on your arrow pointing to the front door.
- In the Entrance hall click on the left arrow pointing to the photos. This is for a note in the Diary.



- Click on the left arrow what goes into the kitchen.
- Click on the right arrow and talk with Janet.
- Click on the left arrow.
- Optional: click on Adele and talk with her.
- Optional: Press on the left gearwheel two times. And say yes. And choice what you want. Each choice has differens scenes. It doesn't affect the story.
- Go back to the Entrance hall and use the arrow that goes up.
- Use the arrow on the left door.
- In the Mc room use the left arrow
- Click on the top bottom of the drawers.
- click on the bottom gear of the drawers. In this is a photo from the mc his parents and you become a note in the diary.
- Use twice the right arrow.

- Click on the top right gearwheel. Look at the picture




- Click on the keys name. Look at the picture.



- Click on the top button from the drawer with the white doors.

- Click on the photo. This is for a note in the diary. Look at the picture.



- Click twice on the left arrow
- Optional: Click on the diary. It's the book on the table.
- Click on the top button from the drawer
- Click on the name MRS Jonas. See Picture



- Click on continue and then it's worth the risk

- Click on the name Janet. See Picture



- Click on Go ahead

That's is for the First Chapter


## Chapter 2:

In the end of this Chapter starts the 3 routes.

**After the next decision there will be a different text (First for Route A at chapter 3)**

- You have to decide what you want to do with the photo
- Monique. But it doesn't matter which girl you choose.  
**After the next two decision options there will be different scene at the lake!!!**
- You have to decide whether you want to drink or not. But I've chosen "I don't want to to"
- You have to decide whether you want to drink or not.. But I've chosen "Don't drink"

**Optionally you can click on the red circles. See photo:**



- Otherwise click on the left cabinet
- Click on the door and choice "Go out"
- You have to decide if you want to go to Matt's house. But I've chosen "Reject"
- Peek
- It's worth a try
- You have to decide whether you want to drink or not. But I've chosen "No, i will not drink"
- You have to decide if you want to be more than friends with Estelle. But I've chosen "She Likes me, and I want to kiss her"

**That's it with Chapter 2 but now you have to decide which of the 3 routes you want to play.**

Route A: is where the Mc saves Adele before he can kidnap them.

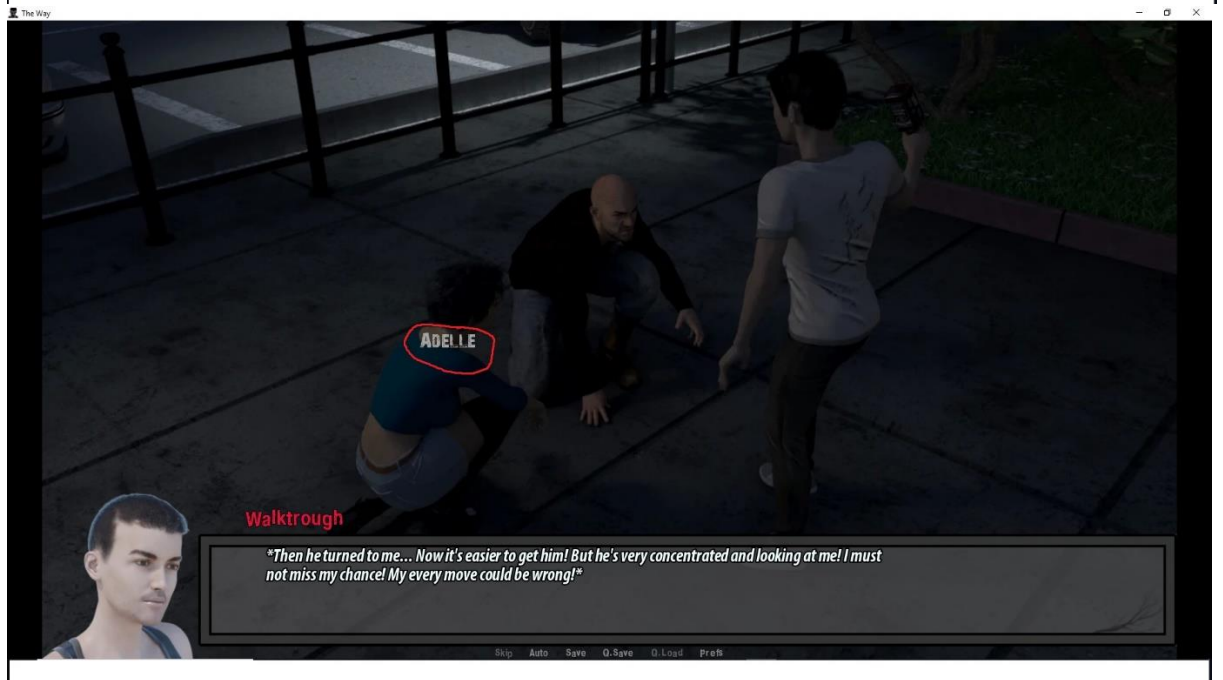
Route B: is where the Mc and Adele will be kidnapped.

Route C: is where only Adele is kidnapped.

### **Route A:**

Don't drink Vodka





Thats it.

**Route B:**

- Drink Vodka
- Attack him!

Thats it.

**Route C:**

- Drink Vodka


- Run into the store

Thats it.



## Chapter 3

### Route A:



- It doesn't matter what you answer. I've chosen "Say i knocked"
- You have to decide if you want to Look or not. I've chosen "Look"
- You have to decide if you want to tell Jannet about Monique or not. I've chosen "Tell about Monique"
- You have to decide if you want to kiss Janet or not. I've chosen "Kiss her"  
**After the next decision there will be different scene!!!**
- You have to decide if you Do a massage or not. I've chosen "Do a massage"
- You have to decide if you want to Peek or not. I've chosen "Peek"
- You have to decide if you want to Peek or not. I've chosen "Peek"

That's it for Chapter 3


**Route B:**

Yellow circle = Optional

Red circle = You have to click there

Numbers between the red circles = What to press first













- Kill Her



That's it for Chapter 3



### Route C:

- You have to decide if you open the door or not. I've chosen "Open the door"
- You have to decide if you open the door or not. I've chosen "Open the door"
- You have to decide what Anna looks like. I've chosen " I like the way Anna looks. Janet, no need to be dramatic. It's okay"
- **Optional:** Depending on what you have selected in chapter 2 the things with Estelle you have to decide if Estelle should sit down or not. For me the selection was not there
- You have to choose between three things. I've chosen " I love you too"
- You have to decide if Continue or not. I've chosen "Stop"

That's it for Chapter 3

## Chapter 4

### Route A:

- You have to decide if you kiss Adele or not. I've chosen "Kiss her"
- You have to decide if you jerk off or not. I've chosen " Do what she says"  
**The next choice give a different scente**
- You have to decide if you follow Maria or not. I've chosen "Follow Maria"  
That's it for the version 0.20a

## **Route B:**

**After the next decision there will be different scene!!!**

- You have to decide if you Jealous about Victoria or not. I've chosen " Jealous "  
**After the next decision there will be different scene!!!**
  - You have to decide how do you respond to this kiss?. I've chosen " Don't worry "
  - You have to decide if you kiss Janet or not. I've chosen " Kiss Janet"  
**After the next decision there will be different scene!!!**
  - You have to decide if you Soothe Lisa or not. I've chosen " Soothe Lisa "
  - You have to decide if you kiss her or not. I've chosen " kiss her "
- That's it for the version 0.20a

